



SPECIAL RELEASE

Livestock and Poultry Inventory in Davao del Norte as of July 1, 2023

Date of Release: 13 September 2024

Reference No.: SRDDN2024-09

Livestock inventory in Davao del Norte increased by 9.75 percent during the July 1, 2023 round compared to the same reference period in 2022.

As of July 1, 2023, the livestock inventory in Davao del Norte is reported at 191,440 heads, indicating an inclination on the number of heads, approximately by 9.75 percent from the total heads of 174,427 in the year 2022 Table 1).

Table 1 showed further, that carabao and cattle slightly decreased in July 1, 2023, by 0.90 percent and 0.64 percent, respectively, when compared from the number of heads on the same period of 2022.

On the other hand, an increase in inventories were noticed in goats (1.66%) and swine (16.13%) in July 2023.

Table 1. Comparative Inventory by Type of Livestock of Davao del Norte: July 1, 2022 and July 1, 2023

Livestock	Inventory (in heads)		% Change
	as of July 1, 202	as of July 01, 2023	
Total	174,427	191,440	9.75
Carabao	14,086	13,959	-0.90
Cattle	12,161	12,083	-0.64
Goat	46,177	46,943	1.66
Swine	102,003	118,455	16.13

Source: Philippine Statistics Authority, Backyard / Commercial Livestock and Poultry Production Surveys

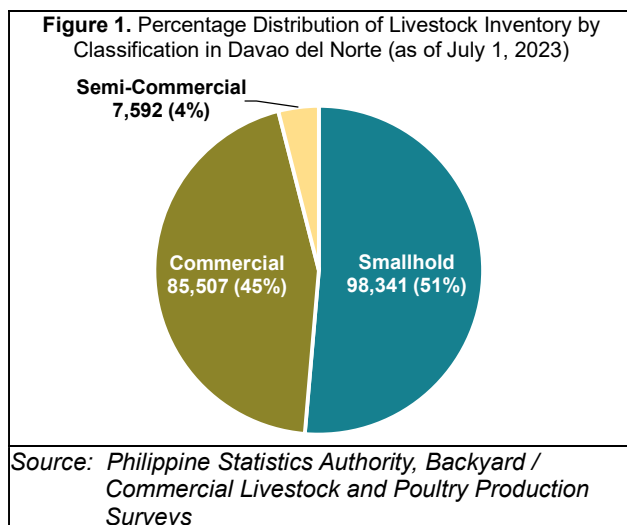
As to the total number of heads of livestock inventory in July 1, 2023, swine exhibited the highest number of heads (118,455 heads), followed by goats (46,943 heads), and carabao (13,959 heads). Among the livestock, cattle had the least inventory with 12,083 heads.



Certificate No. PHIP
 QMS 24 93 0203 - 089

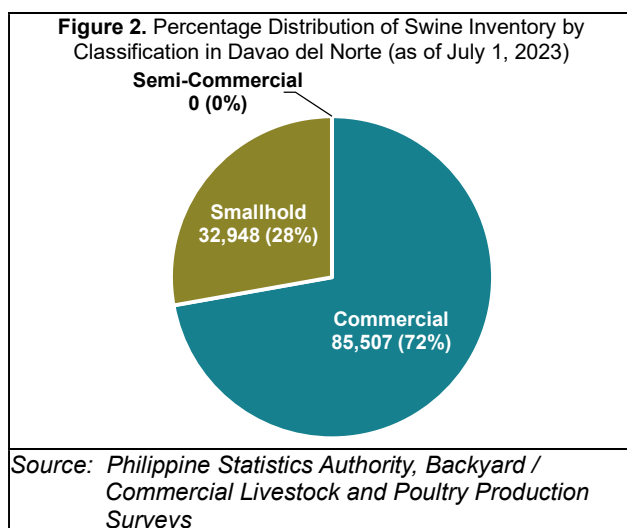


2/F Ango Realty Corp. Bldg., Osmeña Street, City of Tagum, Davao del Norte 8100
 Telefax No.: (084) 655-9605
 Cellphone No.: PSA Matters: 09381530123 || PhilSys Matters: 09317265078
 e-mail: PSA Matters: davaodelnorte@psa.gov.ph
 addresses: PhilSys Matters: phiisys.psa23@gmail.com



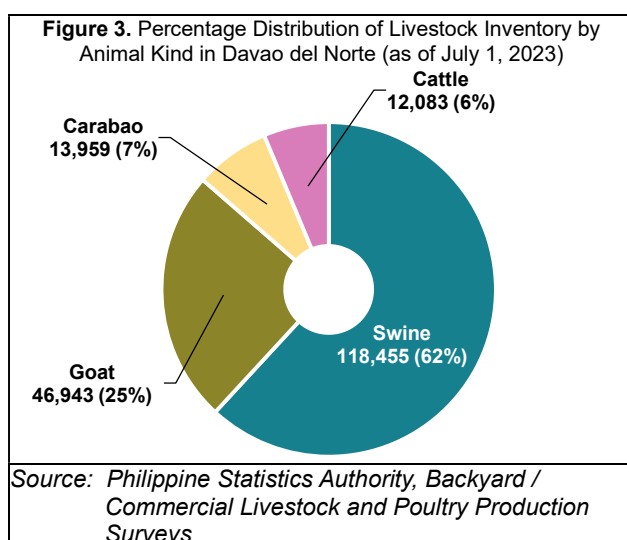
The majority of the livestock inventories for carabao, cattle, goat, and swine were from the smallhold and commercial farms.

Of the 191,440 total heads on July 1, 2023, 51 percent (98,341 heads) were raised in smallhold farms, 49 percent (85,507 heads) were raised in commercial farms, and only 4 percent (7,592 heads) were raised in semi-commercial farms. (Figure 1).



Inventories for swine showed a significant increase of heads by 16.13 percent with an equivalent of 16,452 heads were recorded in 2023 inventory compared to that in 2022 (Table 1).

By percentage distribution, Figure 2 demonstrated that out of the 118,455 heads recorded during the reference period, 85,507 heads (72%) of the total, were raised in commercial farms, and 32,948 heads, or the remaining 24 percent, were raised in smallhold farms.



By animal kind, Figure 3 showed that during the reference period, swine inventories accounted for the largest portion of all animal inventories, accounted to 62 percent (118,455 heads).

Goat comprised of 24 percent (46,943 heads), followed by carabao with 7 percent (13,959 heads).

While the cattle were made up of the remaining 6 percent among kind of animal in the province, with 12,083 heads.

Poultry inventory declines by 0.12 percent as of July 1, 2023.

The inventory of poultry in Davao del Norte as of July 1, 2023, was recorded at 3,279,196 heads, showing a minor drop of 0.12 percent from the same period of previous year with a total of 3,283,021 heads (Table 2).

Poultry inventory by type in 2023 showed a slight increase in the number of heads for chicken at 3,025,109 (1.32%), while duck declined to a number of 254,087 heads (14.55%) from 297,358 heads in the same period of the previous year.

In terms of chicken inventories by breed, the Broiler increased by 6.81 percent (45,394 heads) from the 666,444 heads on July 1, 2022, followed by the Native with 0.43 percent gain.

However, inventory of Layer in July 1, 2023 declined by 4.16 percent, or 14,447 heads less from the same period of the previous year.

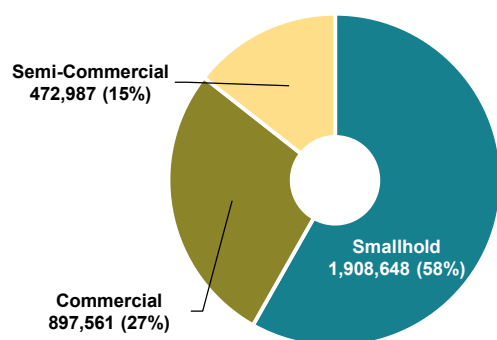
In addition, duck showed a decline by 14.55 percent on July 1, 2023 inventory.

Table 2. Poultry Inventory by Type in Davao del Norte as of July 1, 2022 and July 1, 2023

Poultry	Inventory (in heads)		% Change
	as of July 1, 2022	as of July 01, 2023	
Total	3,283,021	3,279,196	-0.12
Chicken	2,985,663	3,025,109	1.32
Broiler	666,444	711,838	6.81
Layer	347,210	332,763	-4.16
Native Chicken	1,972,009	1,980,508	0.43
Duck	297,358	254,087	-14.55

Source: Philippine Statistics Authority, Backyard / Commercial Livestock and Poultry Production Surveys

Figure 4. Percentage Distribution of Poultry Inventory by Farm Classification in Davao del Norte (as of January 1, 2023)



Source: Philippine Statistics Authority, Backyard / Commercial Livestock and Poultry Production Surveys

Figure 4 showed that there were 3,279,196 total heads raised on July 1, 2023. Among these heads, 58 percent were raised in smallhold farms, 27 percent in commercial farms, and 15 percent (472,987 heads) in semi-commercial farms.

The native breed constituted the majority of the distribution by 58 percent (1,671,258 heads) of poultry inventory and were raised in smallhold farms.

TECHNICAL NOTES

The Commercial/Backyard Livestock and Poultry Survey (C/BLPS) are two of the major agricultural surveys conducted by the Philippine Statistics Authority (PSA). The CLPS and BLPS are conducted quarterly for carabao, cattle, swine, goat, sheep, broiler, layer, and duck.

The general purpose of CLPS is to generate estimates on inventory, number of animals disposed, average farmgate price, egg production of poultry animals, milk production of dairy animals and other related data.

Another survey that supplements the data requirements of the Livestock and Poultry sector is the Compilation of Data Slaughterhouses and Poultry Dressing Plants (CDSPDP). This is done monthly and utilizes administrative data from Locally Registered Meat Establishments (LRMEs) in the province which is in coordination with the Provincial Veterinary Office (PVO) and Meat Inspectors (MIs).

- **Animal Population (also Animal Inventory)** – it is the actual number of animals (in head/bird) present in the establishment as of a specific reference date regardless of ownership.
- **Livestock** – farm animals kept or raised for consumption, work or leisure. For purposes of census and surveys, livestock covers only those that are tended and raised by an establishment.
- **Poultry** – a collective term for all domesticated avian for the purpose of food consumption or, the carcass of such avian are processed for human consumption.
- **Livestock** – farm animals kept or raised for consumption, work or leisure. In general, poultry is separated as a distinct group of farm animals. For purposes of census and surveys, livestock covers only those that are tended and raised by an operator.

Indicated definitions of Smallhold, Semi-Commercial, and Commercial Farms according to the PSA Board Resolution No. 11, s. 2023.

- **Smallhold Farm** – Tending 1 to 10 sow level or 1 to 100 heads.
- **Semi-commercial Farms** – Tending 11 to 50 sow level or 101 to 500 heads.
- **Commercial Farms** – Tending 51 sow level and above or 501 heads and above.

Approved for posting by:



PEPITO D. AMOYEN
Chief Statistical Specialist



MOM/DRMDC/RKRC