

# SPECIAL RELEASE

## Registered Deaths in Davao del Norte: 2022

Date of Release : 30 April 2024  
Reference No. : SRDDN2024 - 012

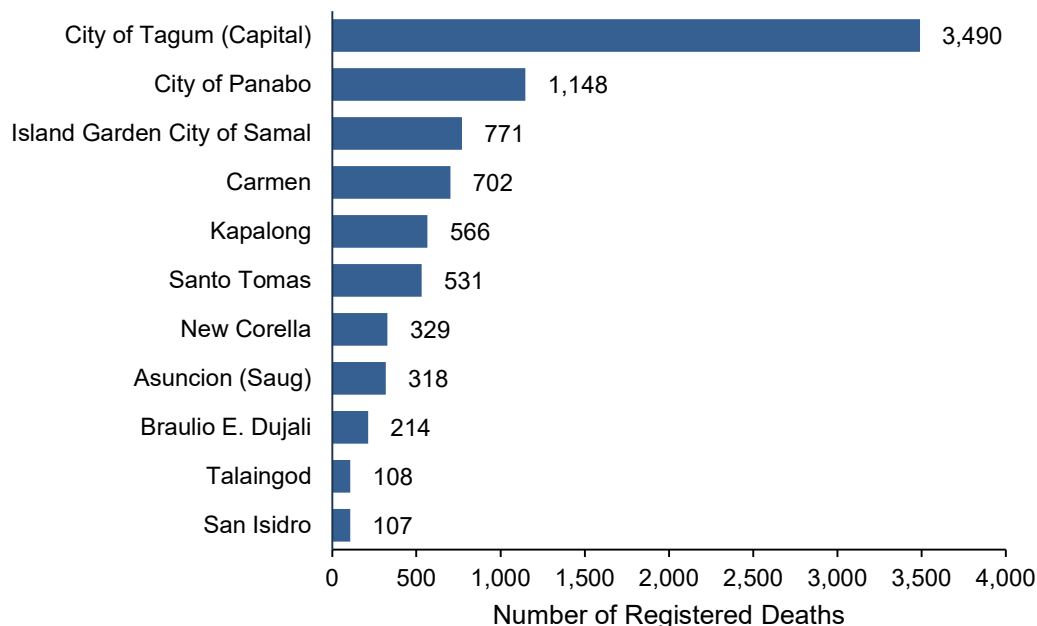
### ***An average of 1,862 deaths registered per day***

In 2022, a total of 8,284 deaths were registered in Davao del Norte, a decrease of 21.5 percent from 10,551 in 2021. This corresponds to an average of 23 deaths per day, which translates to about 1 death per hour.

### ***Highest number of deaths reported in the City of Tagum***

The three (3) component cities as areas with relatively large population reported the highest number of deaths by place of occurrence and by usual residence. The highest number of registered deaths by place of occurrence was recorded in the City of Tagum with 3,490 (42.1%), followed by the City of Panabo with 1,148 (13.9%), and Island Garden City of Samal (IGACOS) with 771 (9.3%).

Figure 1. Number of Registered Deaths by Place of Occurrence, Davao del Norte: 2022



Source: Philippine Statistics Authority. Other information was provided at the Explanatory Note of this Special Release

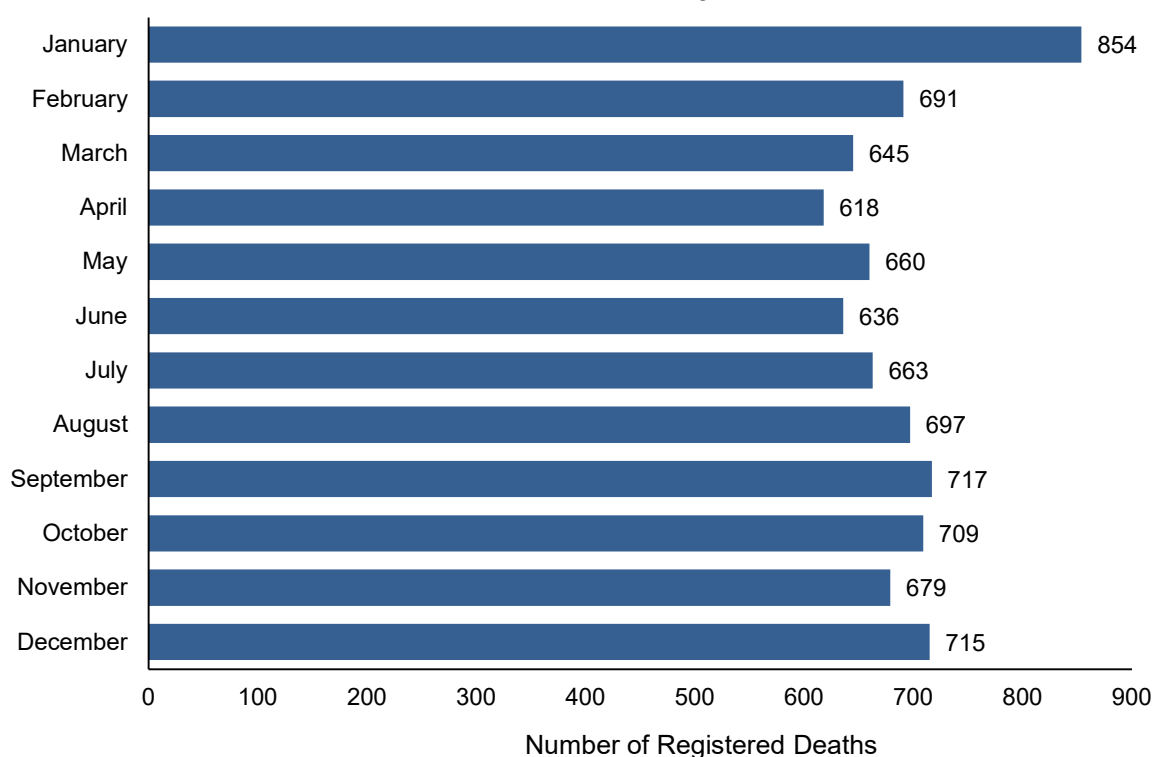


In terms of usual residence, the City of Tagum recorded 2,084 deaths (27.2%), City of Panabo 1,455 deaths (19.0%), and IGACOS 893 deaths (11.6%). These component cities accounted for 57.8% of the total registered deaths in 2022.

### **January had the highest number of deaths**

In 2022, the highest number of deaths was recorded in January at 854 deaths. This is equivalent to an average of 28 deaths per day. The months of June and April had the lowest number of deaths in terms of daily average at 21 deaths per day.

Figure 2. Number of Registered Deaths by Month of Occurrence, Davao del Norte: 2022



### **More male deaths than female deaths recorded**

Figure 4 showed the age-sex structure of registered deaths in 2022 with inverted pyramid, which translated a with fewer deaths at the younger ages, except for children under one, and progressively increasing as people grow older.

In Davao del Norte, the number of male deaths (4,892 or 59.1%) was higher than female deaths (3,392 or 40.9%) in 2022.

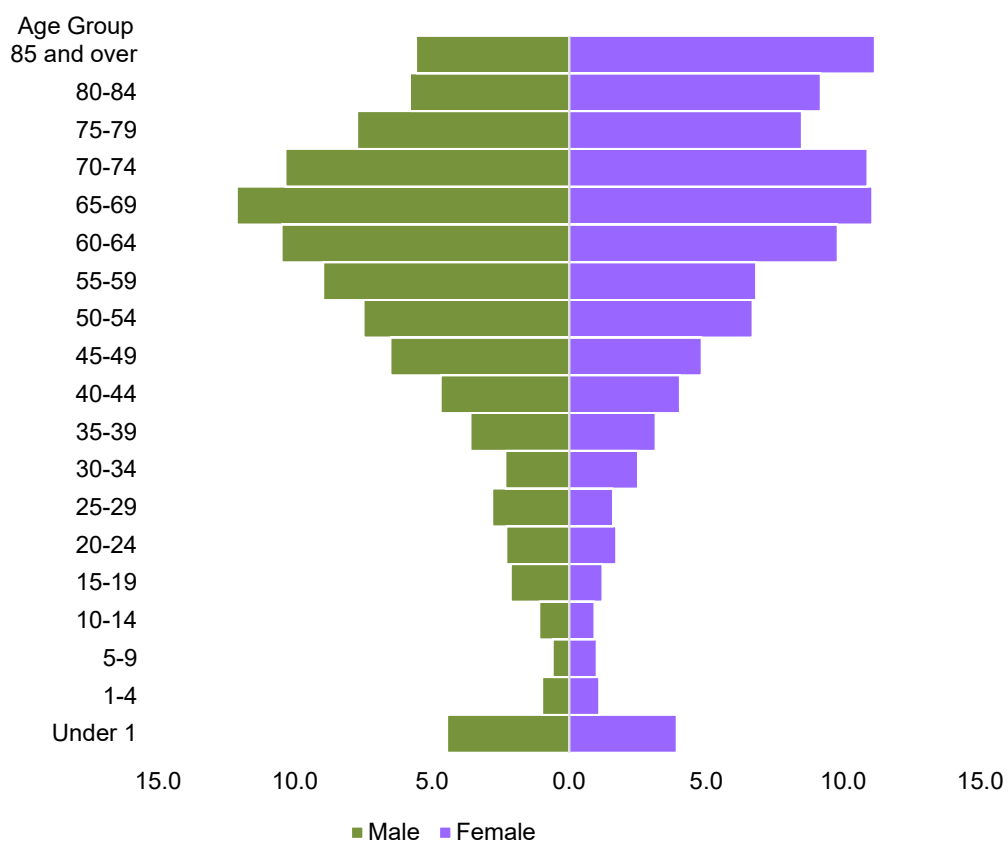
The proportion of males who died was highest at the age of 65 to 69 years old (593 or 12.1%).

While for females, the largest was at the oldest age group, 85 years old and over (378 or 11.1%).

The sex ratio of 130 indicates that there were about 144 male deaths for every 100 female deaths.

Further, higher proportions of female deaths were observed in the older age groups (80 years old and over) compared to their male counterparts.

Figure 3. Percent Distribution of Registered Deaths by Age Group and Sex, Davao del Norte: 2022



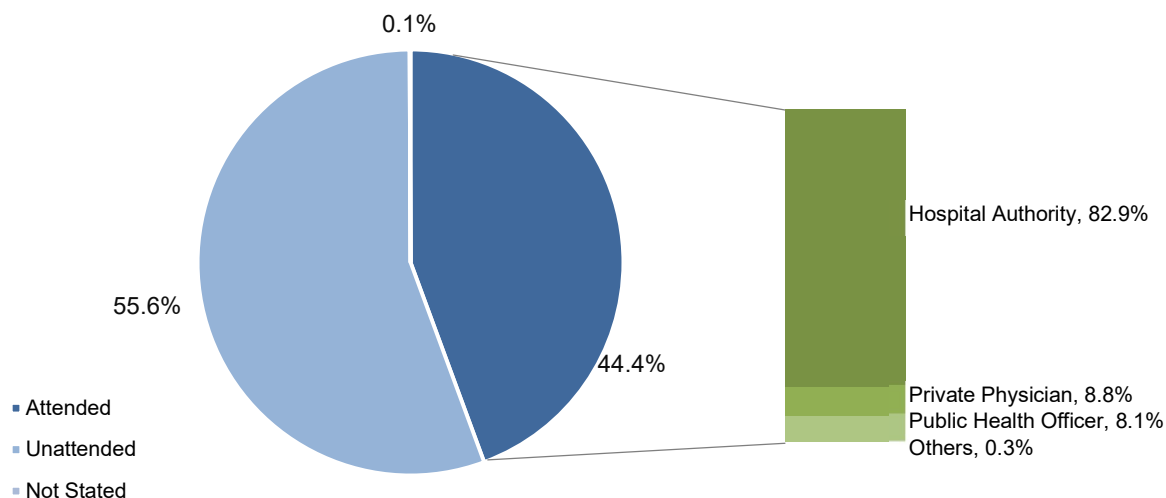
**Four out of ten deaths were attended by health care provider**

Attendant refers to a private physician, public health officer, hospital authority, or any other allied health care provider who attended the deceased.

In the province, more deaths were unattended, with only 44.4% or 3,676 deaths attended by a health care provider.

Eight of ten attended deaths were attended by a hospital authority.

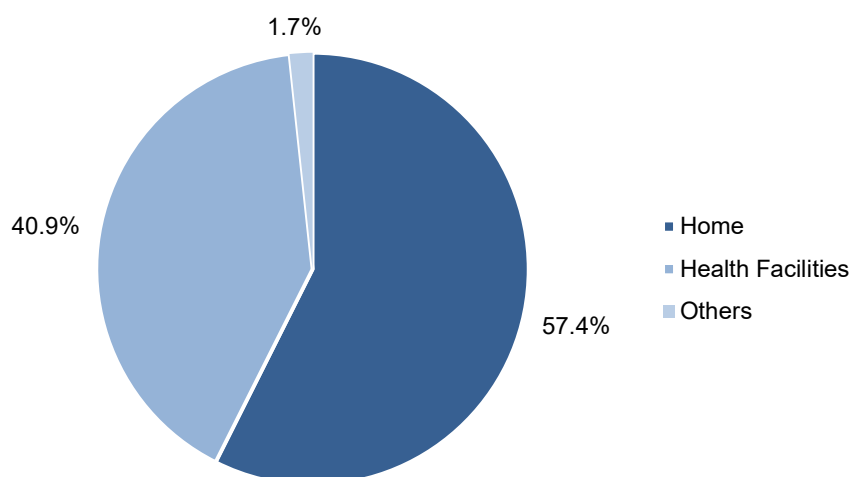
Figure 4. Number of Registered Deaths by Attendant and Sex, Davao del Norte: 2022



### **More than half of the total registered deaths occurred at home**

In 2022, 4,755 or 57.4% of the total deaths occurred at home while 3,389 or 40.9% died in any health facilities. A few (1.7%) died in places other than home and health facilities, such as on the street, in public places, on board a vehicle, airplane or vessel while in transit, among others.

Figure 5. Number of Registered Deaths by Site of Occurrence, Davao del Norte: 2022



### **Six of ten infant deaths were male**

Infant deaths are deaths that occurred before reaching age 1. In the province, 351 infant deaths were registered in 2022.

Six out of ten infant deaths were males (218 or 62.1%). Moreover, majority of infant deaths were attended by a hospital authority.

Table 1. Number of Registered Infant Deaths by Sex, Davao del Norte: 2022

Province	Sex	
	Male	Female
Davao del Norte	218	133

Table 2. Number of Registered Infant Deaths by Attendant, Davao del Norte: 2022

Province	Attendant			Not Attended
	Hospital Authority	Private Physician	Public Health Officer	
Davao del Norte	277	25	1	48

### **Majority of maternal deaths were of women aged 35 to 39**

A maternal death is defined by the World Health Organization as, “the death of a woman while pregnant or within 42 days of termination of pregnancy, irrespective of the duration and the site of the pregnancy, from any cause related to or aggravated by the pregnancy or its management, but not from accidental or incidental causes.”

Table 3. Number of Registered Maternal Deaths by Place of Occurrence, Davao del Norte: 2022

Province/City/Municipality	Number of Maternal Deaths
<b>Davao del Norte</b>	<b>36</b>
Asuncion	-
Braulio E. Dujali	-
Carmen	-
Kapalong	1
New Corella	1
City of Panabo	2
IGACOS	-
San Isidro	-
Santo Tomas	-
City of Tagum	30
Talaingod	2

In 2022, a total of 36 women were registered with maternal causes in the province.

Reference No. : SRDDN2024 - 012

Subject : Special Release on the Registered Deaths in Davao del Norte: 2022

Date of Release : 30 April 2024

Among cities and municipalities, the City of Tagum recorded with the highest number of maternal deaths with 30 deaths (83.3%).

Majority of women who died of maternal causes were aged 35 to 39 (38.9%).

### ***Ischaemic heart diseases, pneumonia were the leading causes of death***

Deaths due to ischaemic heart diseases were the biggest contributors among the total deaths in the province in 2022, making up 10.2% (848) of the total registered deaths. This was followed by deaths due to pneumonia at 5.1% (422).

#### **Explanatory Note**

*All data on deaths presented in this release were obtained from the Certificates of Death (Municipal Form No. 103) that were registered at the Office of the City/Municipal Civil Registrars throughout Davao del Norte, and submitted to the Office of the Civil Registrar General through the Philippine Statistics Authority (PSA) - Provincial Statistical Offices (PSOs)-Davao del Norte.*

*This release shows an overview of the registered deaths that occurred from January to December 2022, including the 10 leading causes of death.*

*The figures shown were not adjusted for under registration.*

Approved for Release:



**PEPITO D. AMOYEN**  
Chief Statistical Specialist

  
MCM / CMCC