



# SPECIAL RELEASE

## Registered Live Births in Davao del Norte: 2022

Date of Release : 30 April 2024  
Reference No. : SRDDN2024 - 010

### ***Forty-seven babies born daily in Davao del Norte***

In 2022, a total of 17,223 live births were registered in Davao del Norte. This equates to a 2.5% increase in the registered live births in the province from the total number in 2021 of 16,811.

Table 1. Number of Registered Live Births by Place of Occurrence and Usual Place of Residence in Davao del Norte: 2021 and 2022

Province	Place of Occurrence		Usual Residence of Mother	
	2021	2022	2021	2022
Davao del Norte	16,811	17,223	15,344	16,175

Source: Philippine Statistics Authority. Other information was provided at the Explanatory Note of this Special Release

On the average, 47 babies were born daily in the province, which translates to two babies born per hour.

### ***Highest occurrence of births recorded in the City of Tagum***

Of the total live births, the highest number of birth occurrences was recorded in the City of Tagum (40.1%). This was followed by Carmen (18.0% share) and Kapalong (14.4%). This translates to 4 in 10 live births in the province registered in the City of Tagum.

In 2022, most of the usual residence of mothers who gave births resided in the three (3) component cities of Davao del Norte. The City of Tagum got the highest share of resident mothers (27.2%), followed by the City of Panabo (19.3%), and the Island Garden City of Samal (IGACOS) (10.6%).

Among municipalities, Santo Tomas got the highest share of 10.0 percent

On the other hand, the Municipality of Braulio E. Dujali got the smallest share of 2.2 percent.



Figure 1. Number of Registered Live Births by Place of Occurrence, Davao del Norte: 2022

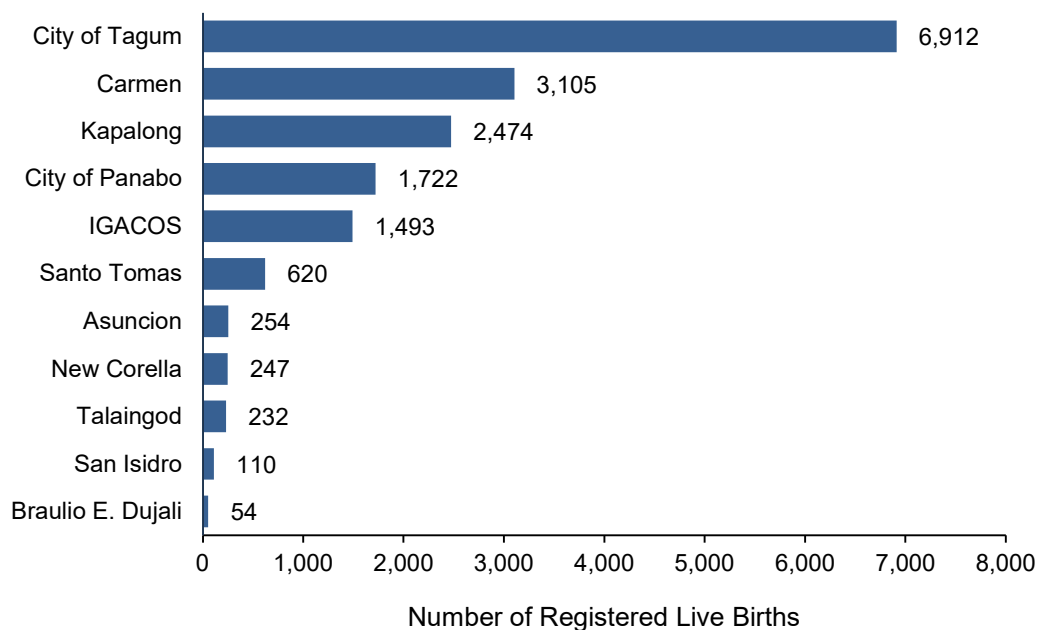


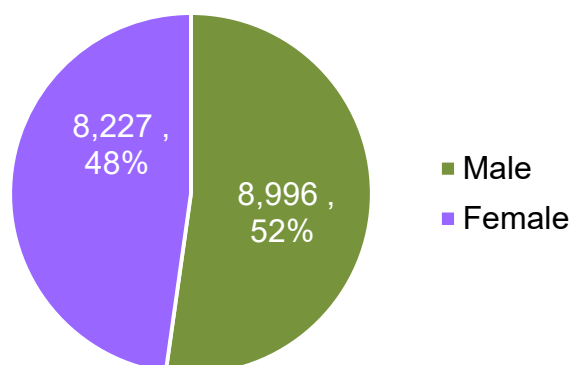
Table 2. Number and Percent Share of Registered Live Births by Place of Occurrence, and Usual Residence of Mother, Davao del Norte: 2022

Davao del Norte	Place of Occurrence		Usual Residence of Mothers	
	Total	Percent Share	Total	Percent Share
<b>Total</b>	<b>17,223</b>	100.0	<b>16,175</b>	100.0
Asuncion (Saug)	254	1.5	874	5.4
Braulio E. Dujali	54	0.3	351	2.2
Carmen	3,105	18.0	1,403	8.7
Kapalong	2,474	14.4	1,196	7.4
New Corella	247	1.4	786	4.9
City of Panabo	1,722	10.0	3,126	19.3
IGACOS	1,493	8.7	1,708	10.6
San Isidro	110	0.6	355	2.2
Santo Tomas	620	3.6	1,620	10.0
City of Tagum	6,912	40.1	4,404	27.2
Talaingod	232	1.3	352	2.2

**More males were born than females**

More males (8,996 or 52.2%) were born than females (8,227 or 47.8%), resulting in a sex ratio at birth of 109 males per 100 females.

Figure 2. Number of Registered Live Births by Sex, Davao del Norte: 2022



Among cities and municipalities, the highest sex ratio at birth of 135 males was recorded in Braulio E. Dujali.

In contrast, more females were born than males in the Island Garden City of Samal and San Isidro resulting in a sex ratio at birth of 96 males per 100 females and 86 males per 100 females, respectively.

Table 3. Number of Registered Live Births by Sex of the Child, Place of Occurrence, and Usual Residence of Mother, Davao del Norte: 2022

Davao del Norte, Cities and Municipalities	Place of Occurrence			Usual Residence		
	Both	Male	Female	Both	Male	Female
<b>Total</b>	<b>17,223</b>	<b>8,996</b>	<b>8,227</b>	<b>16,175</b>	<b>8,464</b>	<b>7,711</b>
Asuncion (Saug)	254	133	121	874	454	420
Braulio E. Dujali	54	31	23	351	168	183
Carmen	3,105	1,627	1,478	1,403	737	666
Kapalong	2,474	1,328	1,146	1,196	639	557
New Corella	247	130	117	786	406	380
City of Panabo	1,722	905	817	3,126	1,633	1,493
Island Garden City of Samal	1,493	733	760	1,708	849	859
San Isidro	110	51	59	355	181	174
Santo Tomas	620	324	296	1,620	863	757
City of Tagum (Capital)	6,912	3,612	3,300	4,404	2,340	2,064
Talaingod	232	122	110	352	194	158

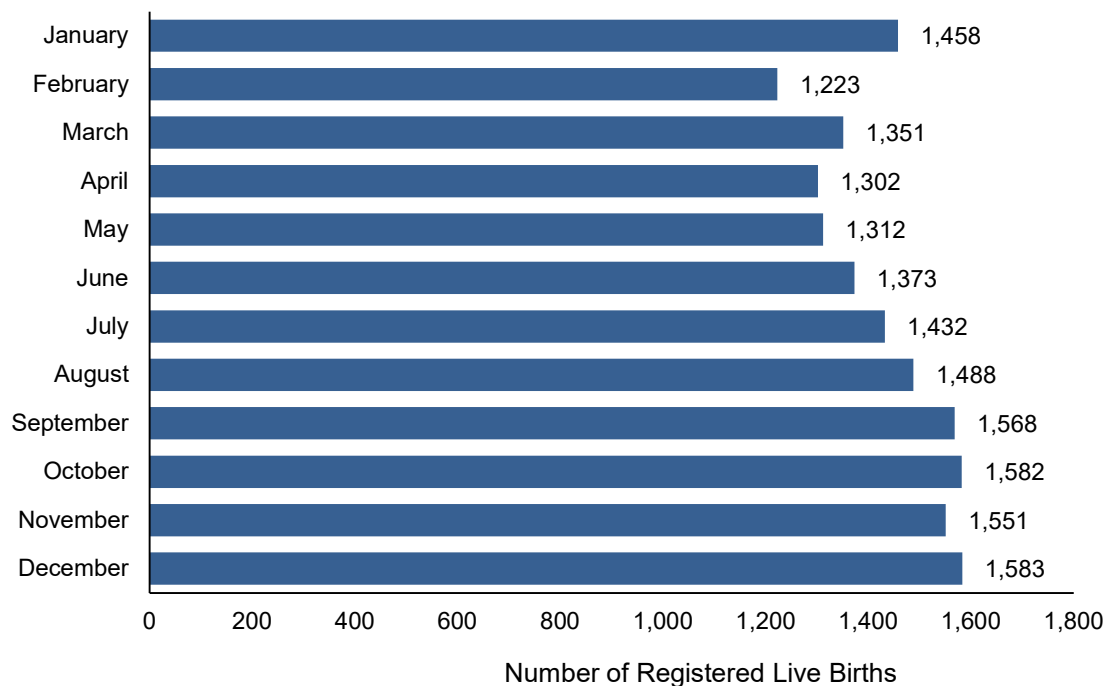
### ***Most number of births registered in December***

In 2022, most registered births occurred in December at 1,583 (9.2%) of the total births in the province. It was followed by the months of October (9.2%) and September (9.1%).

On the other hand, the month of February had the least number of registered births (7.1%).

On average, there are 53 births per day in December and October. Contrary to this, February had the lowest daily average number of births with 41 births per day.

Figure 3. Number of Registered Live Births by Month of Occurrence, Davao del Norte: 2022



### ***Nine in ten birth deliveries were medically attended***

Of the total number of births registered in the province, 96.1 percent were attended by health professionals (physician, midwife, or nurse).

Table 4. Number of Registered Live Births by Place of Occurrence and Attendant at Birth, Davao del Norte: 2022

Davao del Norte	Attendant at Birth			
	Total	Health Professional	Traditional Birth Attendant	Others
<b>Total</b>	<b>17,223</b>	<b>16,546</b>	<b>610</b>	<b>67</b>
Asuncion (Saug)	254	159	95	-
Braulio E. Dujali	54	53	1	-
Carmen	3,105	3,063	26	16
Kapalong	2,474	2,273	196	5
New Corella	247	245	1	1
City of Panabo	1,722	1,674	42	6
IGACOS	1,493	1,479	12	2
San Isidro	110	71	39	-
Santo Tomas	620	593	25	2
City of Tagum	6,912	6,842	45	25
Talaingod	232	94	128	10

Only 3.9 percent of births were attended by traditional birth attendants and other non-professional health attendants. These attendant at birth dominated the municipality of Talaingod by 59.5 percent, compared to births attended by health professionals at 40.5 percent.

### ***Nine in ten births delivered in health facilities***

In 2022, nine out of 10 births were delivered in health facility (95.7%), which was either a hospital, birthing clinic, lying in, outpatient care center, specialized care center, and the like.

Only 4.1 percent of total births were delivered at home and 0.2 percent were delivered in other locations in Davao del Norte.

Talaingod have the highest birth delivery at home with 64.2 percent of the total registered births, compared to other cities and municipalities. This figure translates that 20.9 percent of birth deliveries at home of the entire province (4.1%) were registered at Talaingod.

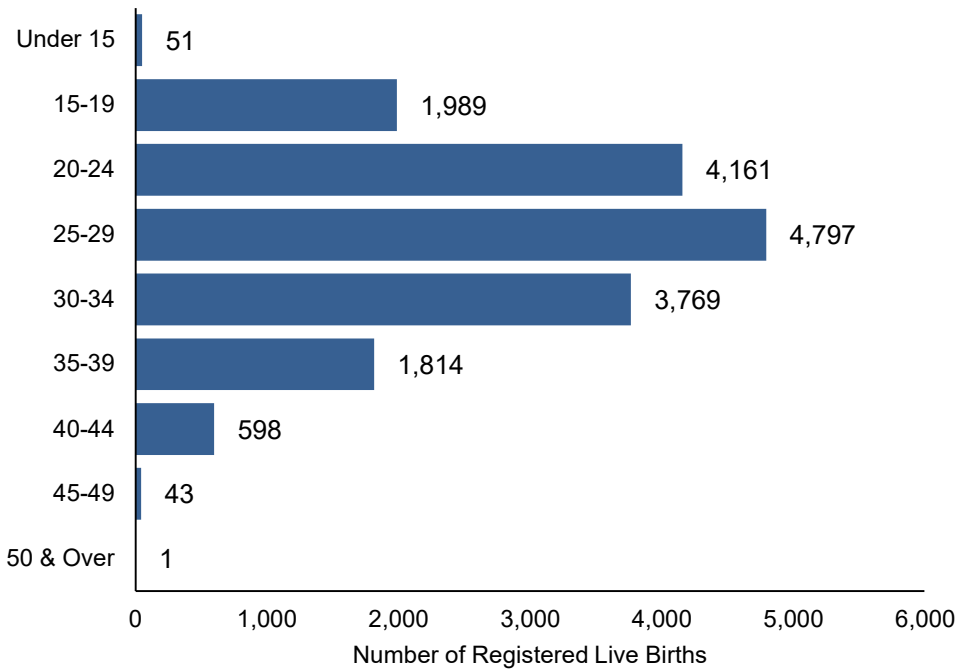
Table 5. Number of Registered Live Births by Place of Occurrence and Site of Delivery, Davao del Norte: 2022

Davao del Norte	Total	Site of Delivery		
		Health Facility	Home	Others
<b>Total</b>	<b>17,223</b>	<b>16,478</b>	<b>712</b>	<b>33</b>
Asuncion (Saug)	254	156	95	3
Braulio E. Dujali	54	52	2	-
Carmen	3,105	3,062	43	-
Kapalong	2,474	2,271	200	3
New Corella	247	238	7	2
City of Panabo	1,722	1,666	56	-
IGACOS	1,493	1,473	20	-
San Isidro	110	70	40	-
Santo Tomas	620	578	42	-
City of Tagum	6,912	6,829	58	25
Talaingod	232	83	149	-

### ***Majority of babies were born to mothers aged 25-29 years old***

In 2022, majority of registered births have mothers belong to aged group 25-29 years (27.9%). Moreover, 11.8 percent of babies were born to adolescent mothers – those younger than 20 years old. The median age of mothers was 27 years old, which means that half of the births in 2022 were to mothers who were at least 27 years old.

Figure 4. Number of Registered Live Births by Age Group of Mother, Davao del Norte: 2022



### Explanatory Note

All data on births presented in this release were obtained from the timely and late registered births at the Office of the City/Municipal Civil Registrars in Davao del Norte and submitted to the Office of the Civil Registrar General through the Philippine Statistics Authority (PSA) - Provincial Statistical Offices (PSOs).

The information presented includes births that occurred from January to December 2022 based on data files received by the PSA - Civil Registration Service (CRS) through the Provincial Statistical Office.

Figures presented herein are not adjusted for under registration. This release includes births of foreign nationals that occurred in Davao del Norte during the reference period.

Approved for Release:

**PEPITO D. AMOYEN**  
Chief Statistical Specialist