

DAVAO DEL NORTE INFLATION RATE FOR ALL INCOME HOUSEHOLDS FEBRUARY 2025 (2018=100)

-0.5
PERCENT

● Inflation rate is the annual rate of change or the year-on-year change in the Consumer Price Index (CPI) expressed in percent.

Davao del Norte's headline inflation rate plummets to -0.5 percent in February 2025.

121.6

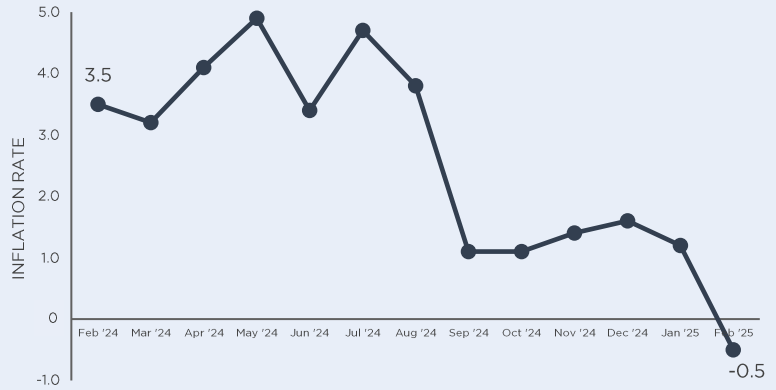
● CPI is an indicator of the change in the average retail prices of a fixed basket of goods and services commonly purchased by households relative to a base year.

In February 2025, the CPI for All Income Households in Davao del Norte was 121.6.

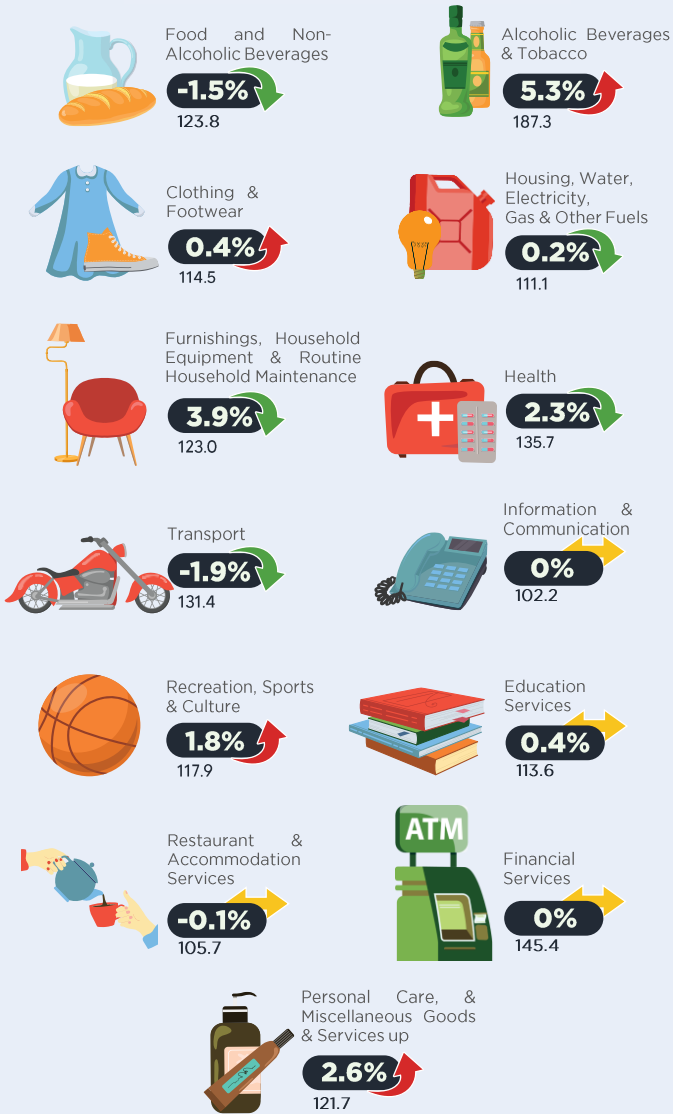
82
CENTAVOS

● Purchasing Power of Peso (PPP) is a measure of the real value of peso in a given period relative to a chosen reference period. One peso in 2018 is worth 82 centavos in February 2025.

Monthly Inflation Rate in Davao del Norte:
February 2024 - February 2025 (2018=100)

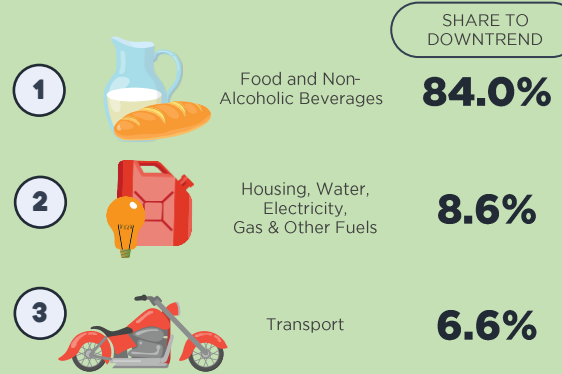


Year-on-Year INFLATION RATE and CPI by Commodity Group



Main Sources of Deceleration

Commodity Groups with the Highest Share to the Downtrend in the Headline Inflation



Main Sources of Deceleration of Food Inflation

Food Groups with the Highest Share to the Downtrend in the Food Inflation

