



SPECIAL RELEASE

Men and Women in Davao del Norte

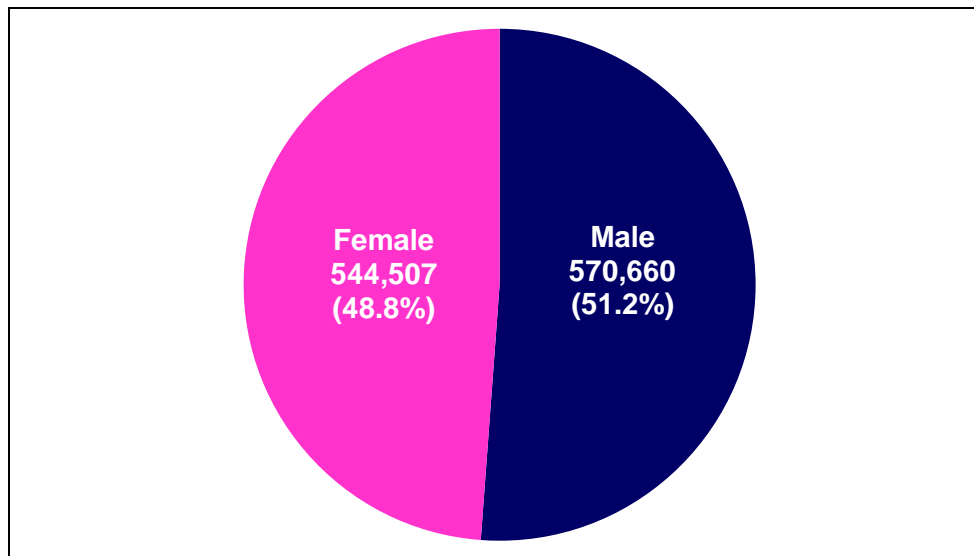
Date of Release: 31 March 2025
 Reference No.: SRDDN2025-018

Davao del Norte’s household population shows male majority

In 2023, the province of Davao del Norte recorded a household population of 1,115,167. Of this population, 51.2 percent or 570,660 individuals are male while 48.8 percent or 544,507 individuals are female. (Figure 1)

In addition, the sex ratio of household in the province was 105 males per 100 females.


Figure 1. Distribution of Household Population by Sex, Davao del Norte: 2020



Source: Philippine Statistic Authority

City of Tagum recorded the highest household population

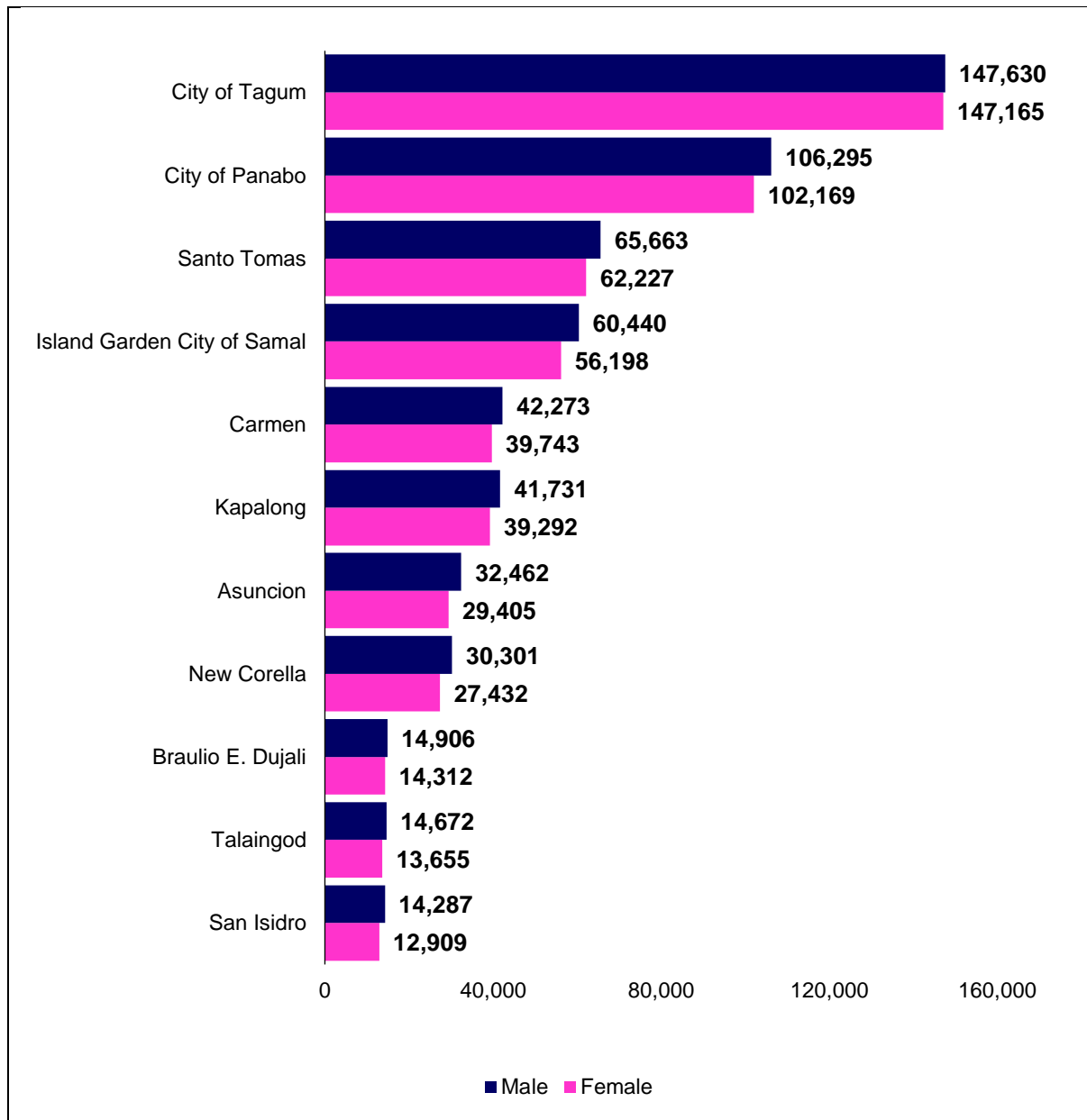
In the province, the City of Tagum recorded the highest household population, with 294,795 household population comprising of 147,630 males and 147,165 females. Following the City of Tagum, the City of Panabo recorded a high household population with 208,464, comprising 106,295 males and 102,169 females.



2/F Ango Realty Corp. Bldg., Osmeña Street, City of Tagum, Davao del Norte 8100
 Telefax No.: (084) 655-9605
 Cellphone No.: PSA Matters: 09381530123 || PhilSys Matters: 09317265078
 e-mail: PSA Matters: davaodelnorte@psa.gov.ph
 addresses: PhilSys Matters: philsys.psa23@gmail.com

On the other hand, the Municipality of San Isidro recorded the lowest household population, with 294,795 household population comprising of 27,196 males and 14,287 females.

Figure 2. Distribution of Household Population by City/Municipality and Sex, Davao del Norte: 2020



Source: Philippine Statistic Authority

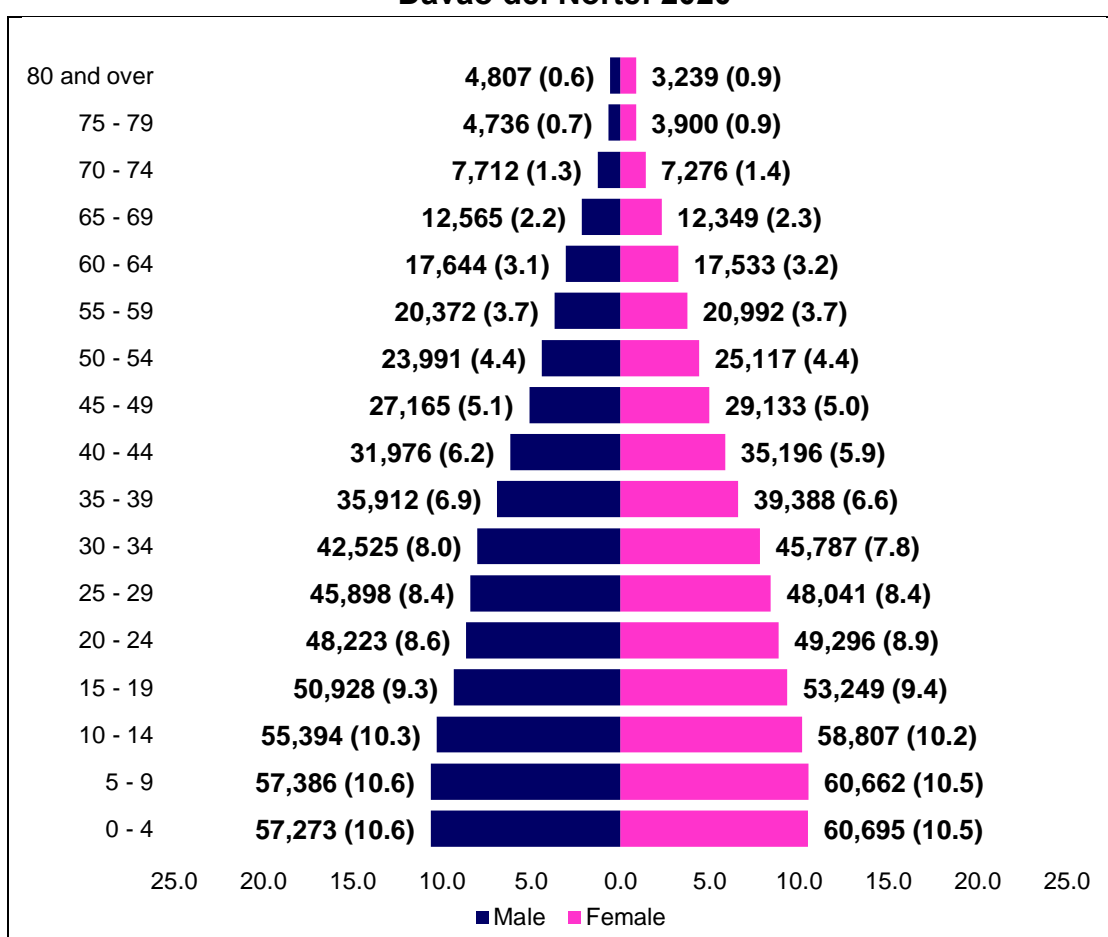
Children under 10 make up the largest age group

The age-sex structure of the household population reveals a large proportion of young children under 10 years old, followed by a progressive decrease to age 80 years old and over. (Figure 3)

Among males, the highest proportion of the household population was observed in ages 5 to 9 years old, with 57,386 individuals or 10.6 percent of the total male household population. In contrast, for females, the highest proportion was observed in ages under 5 years old, with 60,695 or 10.5 percent of the total female household population (Figure 3).

Moreover, a sex ratio of over 100 was observed across all ages below 60 years old, indicating more male household population than female household population in that age group. On the other hand, a higher proportion of female household population was observed compared to their male counterparts among ages 60 and above. (Figure 3)

Figure 3. Distribution of Household Population by Age Group and Sex, Davao del Norte: 2020



Source: Philippine Statistics Authority

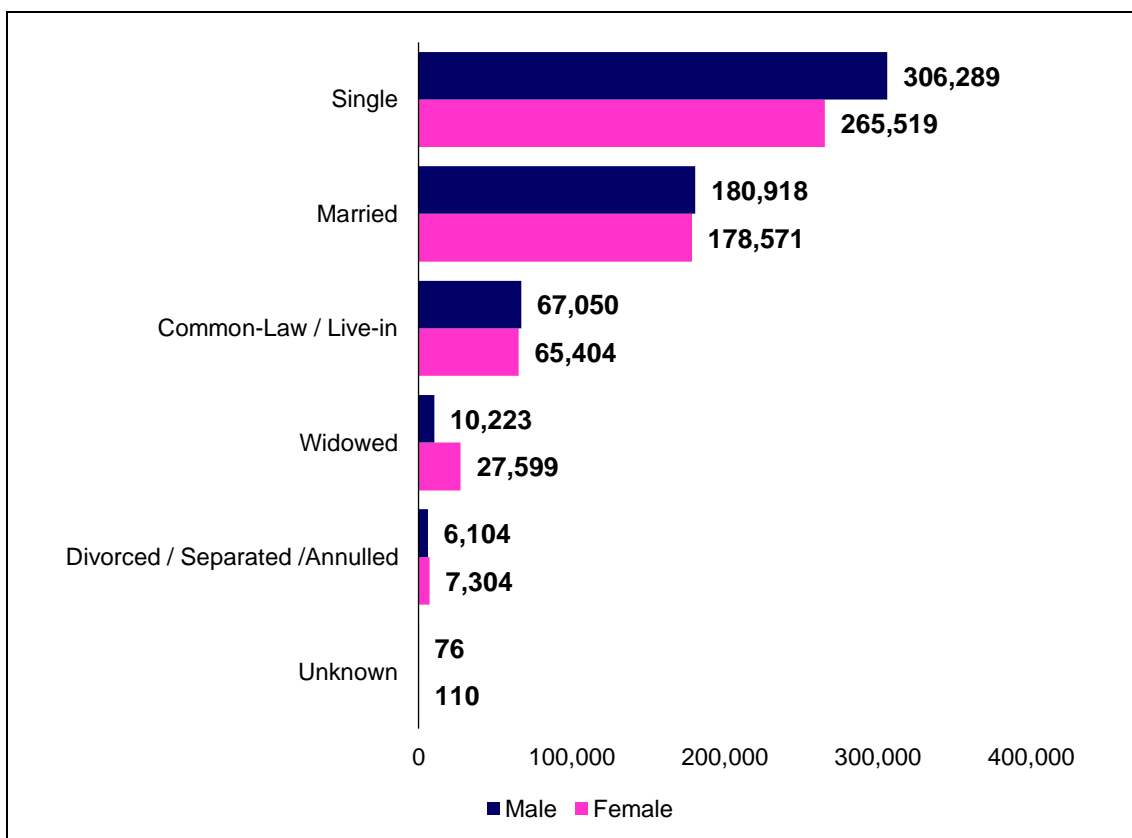
Single men and women lead in household population

In 2020, individuals with single marital status make up the largest group in Davao del Norte's household population, with 306,289 males and 265,519 females. Married individuals are the second largest group, with 180,918 males and 178,571 females. (Figure 4)

Common-law or live-in partnerships account for a smaller proportion, with 67,050 males and 65,404 females. Meanwhile, the widowed population shows a notable difference: 27,599 females compared to only 10,223 males.

Divorced/separated/annulled status and unknown civil status represent the smallest proportions of the population. There are 7,304 females and 6,104 males who were divorced, separated, or annulled, and 110 females and 76 males who have unknown civil status.

Figure 4. Distribution of Household Population by Marital Status and Sex, Davao del Norte: 2020



Source: Philippine Statistics Authority

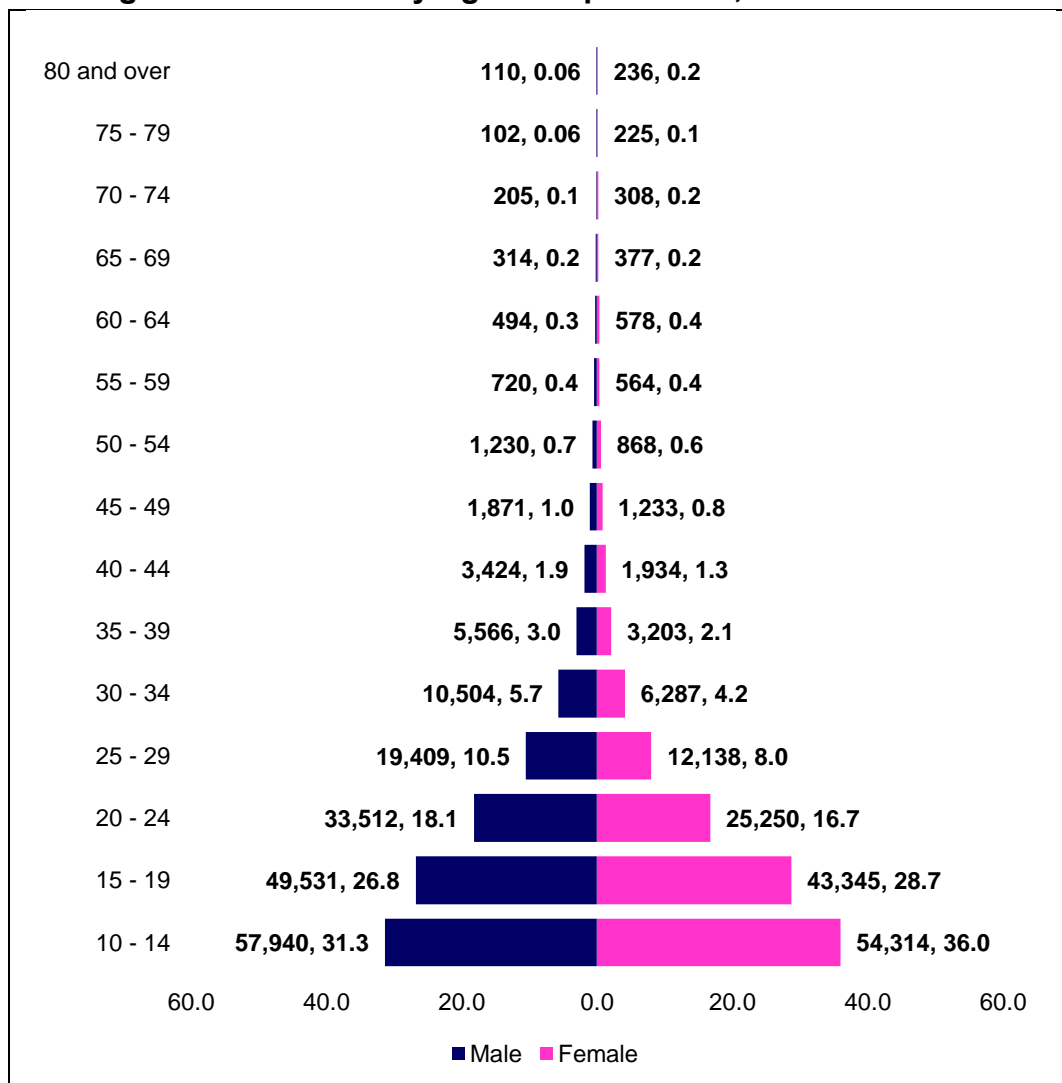
Males outnumber females among singles aged 15 to 24

In 2020, a household population of 335,792 single individuals aged 10 years and over was recorded, comprising 184,932 males and 150,860 females. Among these single individuals, the majority were aged 10 to 14 years, with 57,940 males or 31.3 percent and 54,314 females or 36.0 percent. (Figure 5).

As age increases, the number of singles declines, with a notable drop observed from age 15 and over. Males aged 15 to 19 years (49,531 or 16.2 percent) and 20 to 24 years (33,512 or 10.9 percent) outnumber females in the same age groups, with 43,345 (28.7%) and 25,250 (16.7%), respectively. (Figure 5)

The number of single individuals continues to decrease in older groups, with only 110 males (0.04%) and 236 females (0.1%) aged 80 and above. (Figure 5)

Figure 5. Distribution of Household Population aged Ten Years Old and Over with Single Marital Status by Age Group and Sex, Davao del Norte: 2020



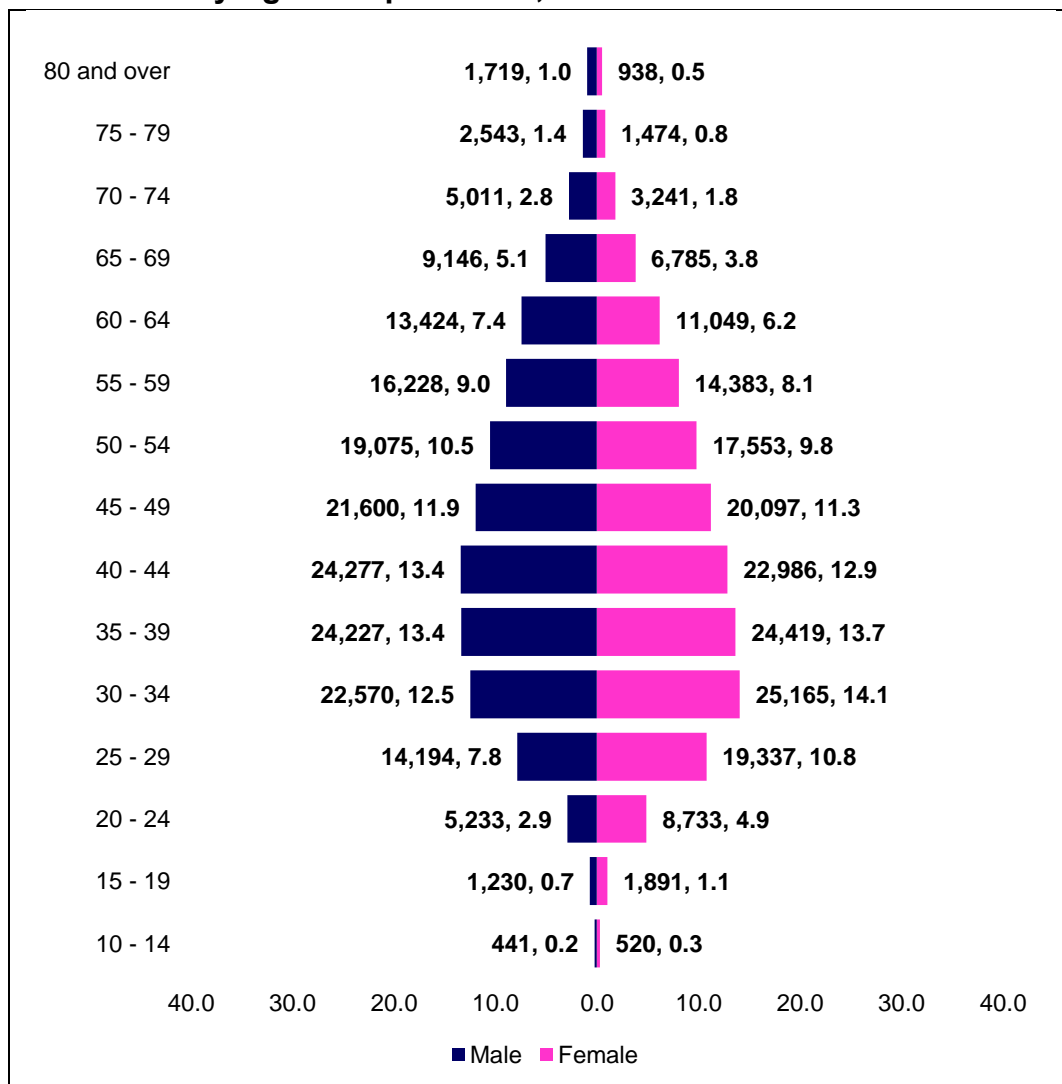
Source: Philippine Statistics Authority

Married males peak at ages 40 to 44, females at 30 to 34

In 2020, a household population of 359,489 married individuals was recorded aged 10 years and over was recorded, comprising 180,918 males and 178,571 females. The number of married individuals generally increases with age, peaking in ages 40 to 44 years for males and 30 to 34 years for females, before gradually declining in older age groups. (Figure 6)

Among married individuals, most married males were aged 40 to 44 years, with 24,277 or 13.4 percent. On the other hand, most married females were aged 30 to 34 years, with 25,165 or 14.1 percent. (Figure 6).

Figure 6. Distribution of Household Population with Married Marital Status by Age Group and Sex, Davao del Norte: 2020



Source: Philippine Statistics Authority

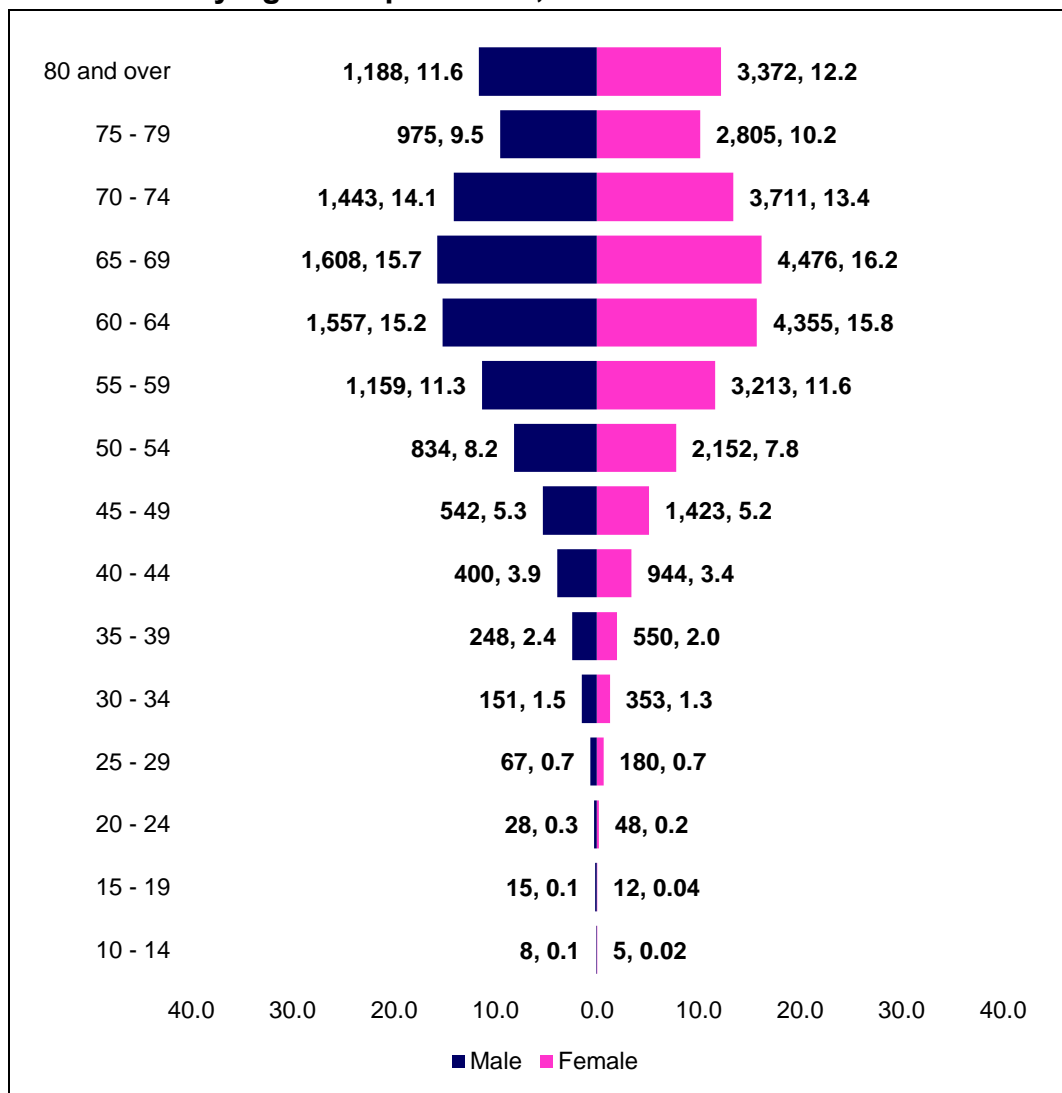
Widowed females outnumber males across age groups

In 2020, a household population of 37,822 widowed individuals aged 10 years and over was recorded, comprising 10,223 males and 27,599 females. Among these widowed individuals, the majority were aged 65 to 69 years, with 1,608 males or 15.7 percent of the total widowed males and 4,476 females or 16.2 percent of the total widowed females. (Figure 7).

Across age groups, the number of widowed females consistently exceeded that of males. For instance, among individuals aged 70 to 74, there were 1,443 widowed males (14.1%) compared to 3,711 widowed females (13.4%). For individuals aged 60 to 64, widowed males accounted for 1,557 (15.2%), while widowed females numbered 4,355 (15.8%). (Figure 7)

In age groups below 20 years, the number of widowed individuals was approximately 40 or 0.1 percent. Specifically, there were 23 widowed males (0.2% of all widowed males) and 17 widowed females (0.2% of all widowed females). (Figure 7)

Figure 7. Distribution of Household Population with Widowed Marital Status by Age Group and Sex, Davao del Norte: 2020



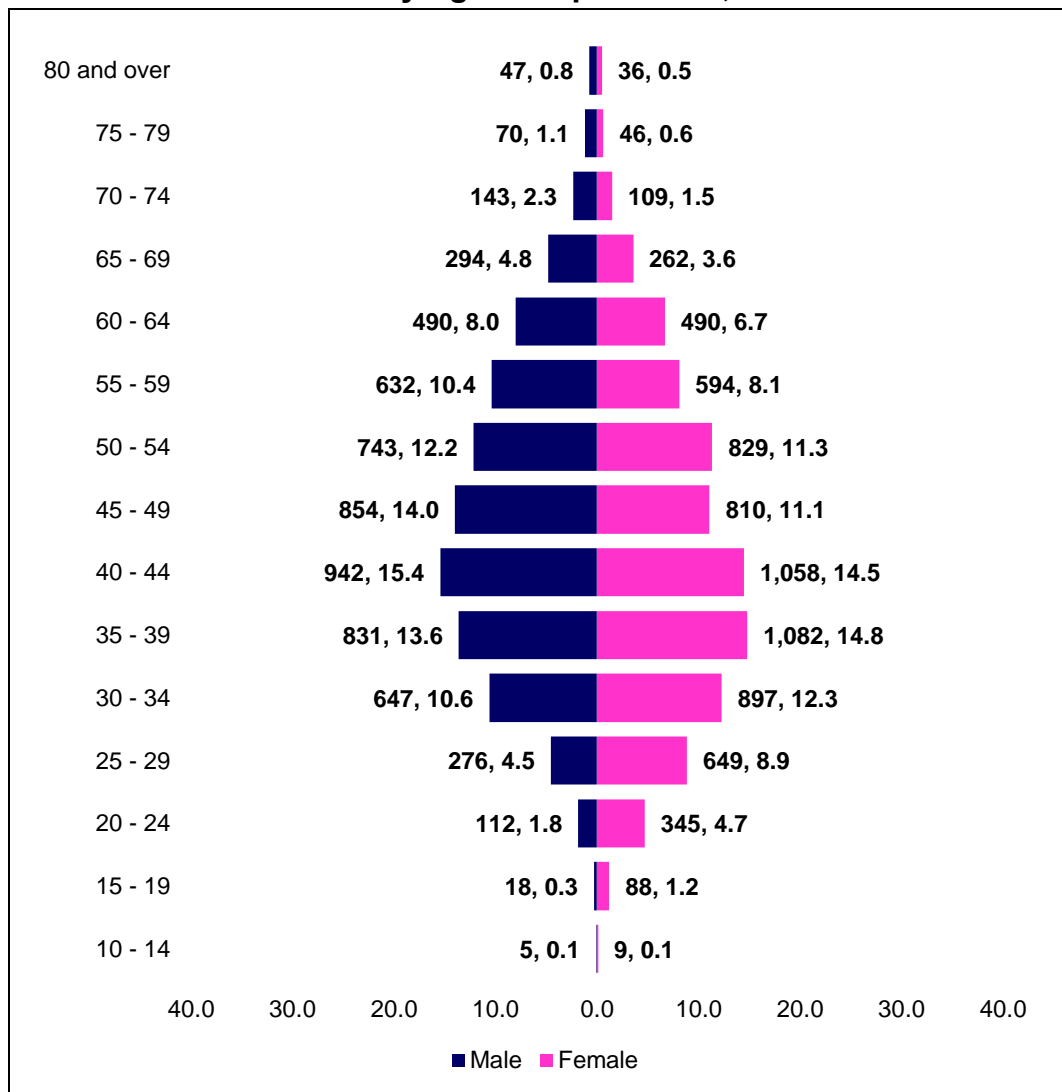
Source: Philippine Statistics Authority

Divorced females outnumber males in the province

In 2020, a total of 13,408 divorced individuals aged 10 years and over were recorded, consisting of 6,104 males and 7,304 females. Among these widowed individuals, most divorced males were aged 40 to 44 years, with 942 males or 15.4 percent of the total divorced males. On the other hand, most divorced females were aged 35 to 39 years, with 1,082 females or 14.8 percent of the total divorced females. (Figure 8).

In age groups below 20 years, the number of divorced individuals was approximately 120 or 0.9 percent. Specifically, there were 23 divorced males (0.4% of all divorced males) and 97 divorced females (1.3% of all divorced females). (Figure 8)

Figure 8. Distribution of Household Population with Divorced/Separated /Annulled Marital Status by Age Group and Sex, Davao del Norte: 2020



Source: Philippine Statistics Authority

(Signature)
MICHELLE O. MANINGO
 (Supervising Statistical Specialist)
 Officer-in-Charge

(Signature)
 RKC