

SPECIAL RELEASE

Unregistered Births in New Bataan Population (2020 Census of Population and Housing)

Date of Release: 11 April 2024

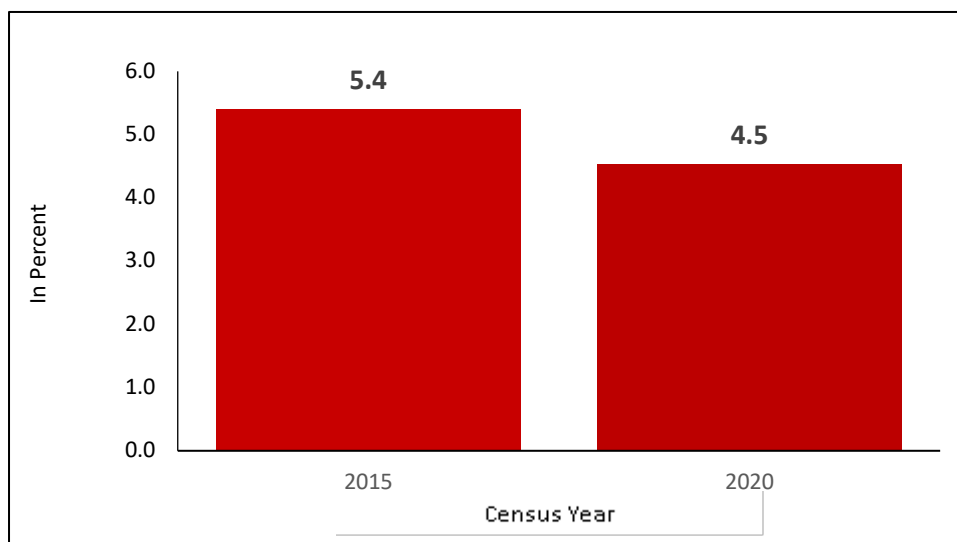
Reference No.: SR-241182-028

Proportion of persons with unregistered births in New Bataan decreases to 4.5 percent

The 2020 Census of Population and Housing (2020 CPH) revealed that a total of 2,329 persons of the household population in 2020 had their births unregistered with the Local Civil Registry Office (LCRO) of New Bataan. This is equivalent to 4.5 percent of the 51,395 household population in 2020. (Figure 1)

Moreover, census results from 2015 to 2020 show a decreasing trend in the proportion of persons with unregistered births, from 5.4 percent to 4.5 percent in 2020. The 2020 figure is lower by 0.9 percentage point. (Figure 1)

Figure 1. Proportion of the Household Population with Unregistered Births: New Bataan, 2015 and 2020



Source: Philippine Statistics Authority, 2015 Census of Population and 2020 Census of Population and Housing

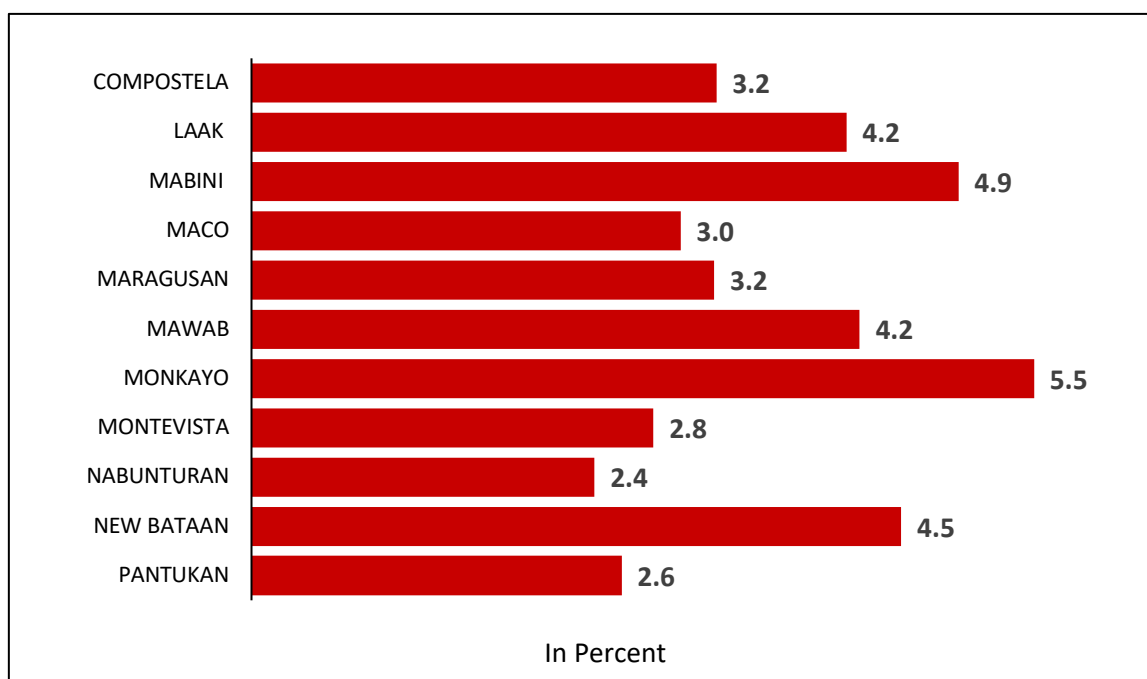


New Bataan is 3rd highest in the proportion of persons with unregistered births

In 2020, Davao de Oro reported a 3.6 percent of the household population whose births were unregistered with the LCROs. At the municipal level, Monkayo posted the highest with 5.5 and followed by Mabini with 4.9 percent. Meanwhile, New Bataan recorded a proportion of 4.5 percent and ranked 3rd highest in the province with the highest proportion of persons with unregistered births. (Figure 2)

Two other municipalities posted a proportion higher than the provincial level, namely, Laak and Mawab. (Figure 2)

Figure 2. Proportion of the Household Population with Unregistered Births: New Bataan, 2020



Source: Philippine Statistics Authority, 2020 Census of Population and Housing

Note: Bar size may differ due to rounding off.

On the other hand, Nabunturan posted the lowest proportion of persons with unregistered births (2.4%), followed by Pantukan (2.6%), Montevista (2.8%), and Maco (3.0%). (Figure 2)

Proportion of persons with unregistered births is highest in Manurigao; lowest in Magangit

Among the 16 barangays, Manurigao posted the highest proportion of the household population whose births were reported to be unregistered at 30.7 percent, corresponding to 471 persons out of the 1,533 household population in the barangay. It was followed by Tandawan with 11.5 percent (204 persons), and Andap and Pagsabangan both with 7.3 percent. (Table 1 and Figure 3)

Table 1. Percentage Distribution of the Household Population by Birth Registration Status and Barangay: New Bataan, 2020

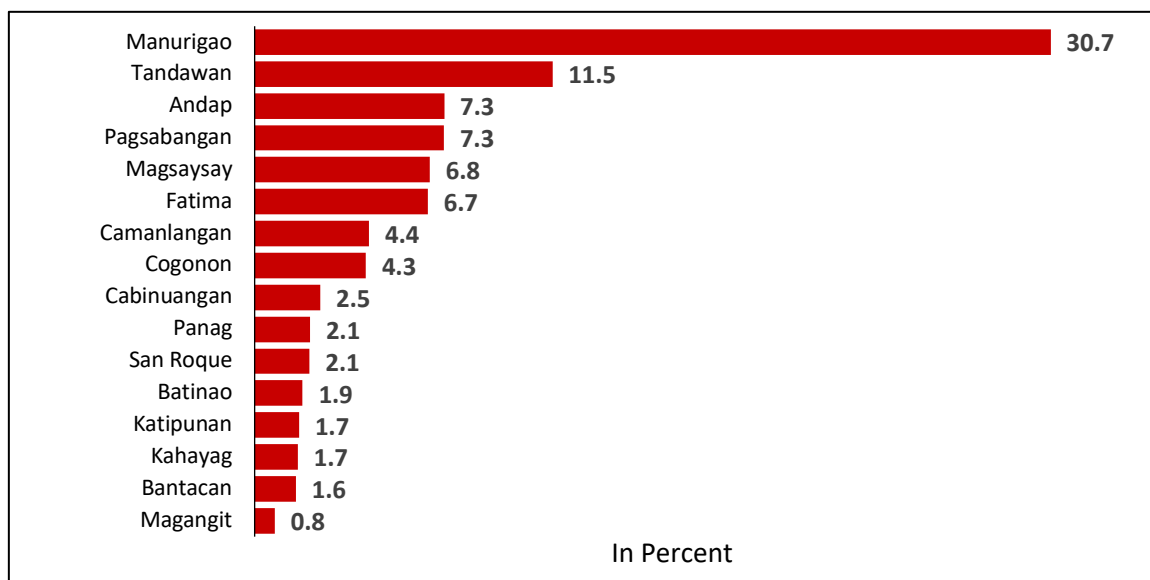
Barangay	Household Population	Birth Registration Status (Percent)		
		Births Registered	Births Not Registered	Don't know
NEW BATAAN	51,395	95.2	4.5	0.3
Manurigao	1,533	69.2	30.7	0.1
Tandawan	1,775	88.5	11.5	0.1
Andap	6,684	92.4	7.3	0.2
Pagsabangan	506	92.5	7.3	0.2
Magsaysay	1,256	93.2	6.8	0.1
Fatima	1,181	93.1	6.7	0.3
Camanlangan	5,859	94.9	4.4	0.7
Cogonon	1,233	94.6	4.3	1.1
Cabinuangan	10,971	97.4	2.5	0.1
Panag	4,629	97.5	2.1	0.4
San Roque	5,949	97.6	2.1	0.3
Batinao	1,349	96.8	1.9	1.3
Katipunan	2,098	98.2	1.7	0.1
Kahayag	1,377	98.2	1.7	0.1
Bantacan	3,199	98.1	1.6	0.3
Magangit	1,796	99.2	0.8	0.0

Source: Philippine Statistics Authority, 2020 Census of Population and Housing

Note: Details may not add up to 100.0% due to rounding.

Meanwhile, Magangit recorded the lowest proportion of unregistered births at 0.8 percent, followed by Bantacan (1.6%), and Kahayag and Katipunan (both at 1.7%). (Table 1 and Figure 3)

Figure 3. Proportion of the Household Population with Unregistered Births: New Bataan, 2020




Source: Philippine Statistics Authority, 2020 Census of Population and Housing
 Note: Bar size may differ due to rounding off.

More females than males have unregistered births

Among the 2,329 household population whose births were unregistered with the LCRO, 49.1 percent (1,144) were males, while 50.9 percent (1,185) were females.

Figure 4. Distribution of the Household Population with Unregistered Birth by Sex: New Bataan, 2020



Source: Philippine Statistics Authority, 2020 Census of Population and Housing

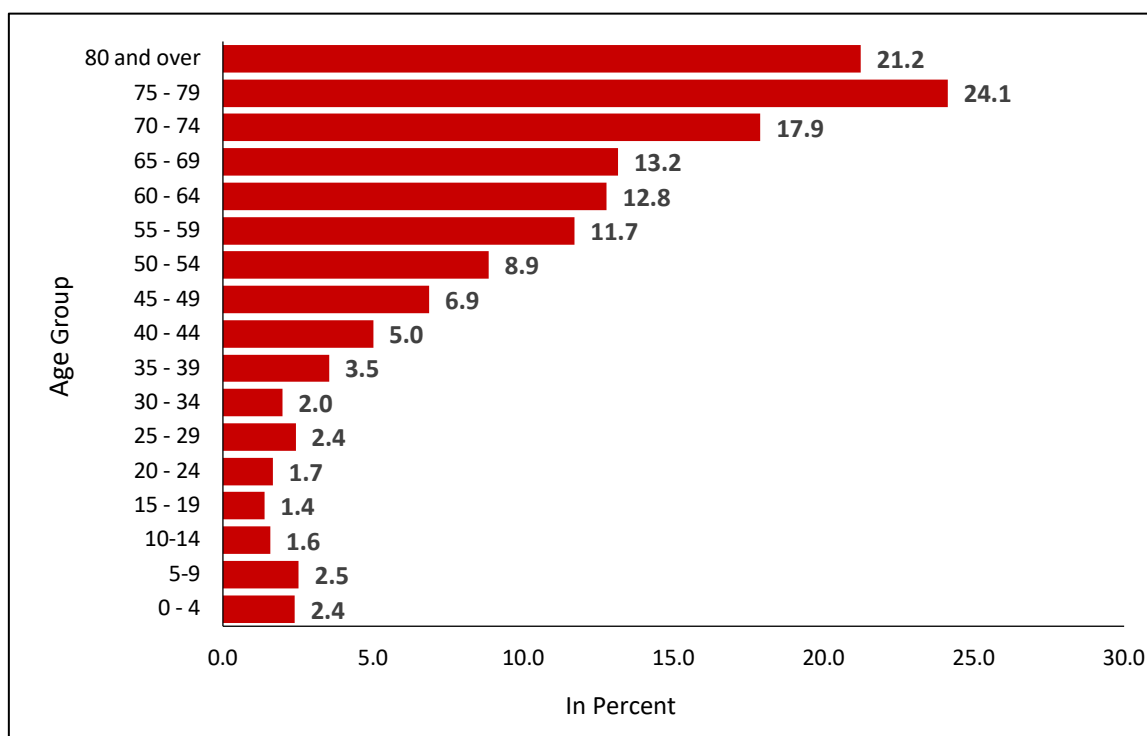
This translates to a sex ratio of 97 males whose births were unregistered with the LCRO for every 100 females whose births were also unregistered. (Figure 4)

At the barangay level, Manurigao which had the highest proportion whose births were unregistered with the LCRO, on the other hand, showed a higher percentage of males at 50.1 percent compared to females which had 49.9 percent.

The 75-79 years age group posts the highest proportion of unregistered births

Across age groups, the household population aged 75-79 years had the highest proportion of unregistered births at 24.1 percent. The high proportion was also noted in the age group 80 years old and above (21.2%), followed by those in the age groups 70-74 years (17.9%), 65-69 years (13.2%), and 60-64 years (12.8%).

Figure 5. Proportion of the Household Population with Unregistered Births: New Bataan, 2020



Source: Philippine Statistics Authority, 2020 Census of Population and Housing

Note: Bar size may differ due to rounding off.

In contrast, the lowest proportion was recorded in the age group 15-19 years at 1.4 percent (Figure 5)

In addition, 15.8 percent or 756 persons out of 4,773 aged 60 years and above were reported in the census to have unregistered births. This means that about 16 in 100 senior citizens have unregistered births. (Figure 5)

Manurigao posts the highest proportion of persons who never had a copy of their birth certificates

While 4.5 percent of the household population revealed that their births were unregistered, about 9.2 percent reported that they never had a copy of their birth certificates. A total of 4,733 persons of the 51,395 household population were reported to never had a copy of their birth certificates. (Table 2 and Figure 6)

Table 2. Percentage Distribution of the Household Population with or without Copy of Birth Certificate by Barangay: New Bataan, 2020

Province/Municipality	Household Population	Ever had a Copy of Birth Certificate (Percent)		
		With Copy of Birth Certificate	Without Copy of Birth Certificate	Don't know
NEW BATAAN	51,395	90.4	9.2	0.3
Manurigao	1,533	60.9	39.1	0.1
Tandawan	1,775	87.0	12.9	0.1
Andap	6,684	87.0	12.7	0.3
Camanlangan	5,859	86.7	12.5	0.8
Pagsabangan	506	87.5	12.5	0.0
Katipunan	2,098	90.8	8.8	0.5
San Roque	5,949	91.1	8.6	0.3
Kahayag	1,377	91.4	8.5	0.1
Fatima	1,181	91.8	8.0	0.2
Panag	4,629	91.5	7.8	0.8
Magsaysay	1,256	92.4	7.6	0.0
Cogonon	1,233	92.5	6.7	0.8
Bantacan	3,199	94.3	5.5	0.2
Batinao	1,349	94.0	5.1	0.9
Cabinuangan (Pob.)	10,971	95.3	4.6	0.1
Magangit	1,796	96.0	3.8	0.2

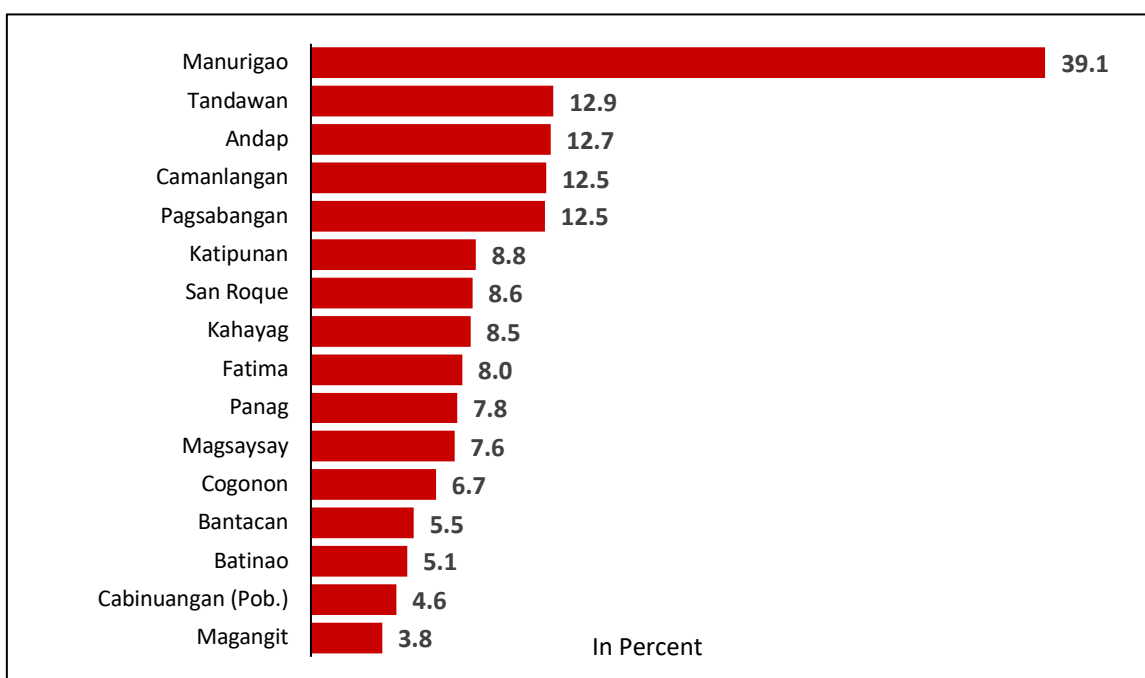
Source: Philippine Statistics Authority, 2020 Census of Population and Housing

Note: Details may not add up to 100.0% due to rounding.

Among the 16 barangays, Manurigao recorded the highest proportion of household population who never had a copy of their birth certificates, 39.1 percent or 599 persons. It was followed by Tandawan (12.9%), Andap (12.7%), and Camanlangan and Pagsabangan (both at 12.5%). (Table 2 and Figure 6)

Magangit posted the lowest proportion of persons who never had a copy of their birth certificates at 3.8 percent, followed by Cabinuangan (Poblacion) at 4.6 percent, and Batinao at 5.1 percent. (Table 2 and Figure 6)

Figure 6. Proportion of the Household Population who Never had a Copy of Birth Certificate by Barangay: New Bataan, 2020



Source: Philippine Statistics Authority, 2020 Census of Population and Housing

Note: Bar size may differ due to rounding off.

ABRAHAM ENRICO F. GULAY, JR.

Chief Statistical Specialist

Attachment:

1. Technical Notes

TECHNICAL NOTES

The statistics presented in this Special Release were based on the answers and information provided by the respondent or any responsible member of the household to the questions on birth registration about all the household members.

For the 2020 CPH, birth registration data of all household members were collected by asking the respondents, “*Was _____’s birth registered with the Local Civil Registry Office?*” and “*Has _____ ever had a copy of his/her birth certificate?*”