



SPECIAL RELEASE

Registered Live Births in Montevista, 2022

Date of Release: 16 February 2024

Reference No.: SR-241182-013

Explanatory Note

Data on births presented in this release were obtained from the timely and late registered births at the Office of the City/Municipal Civil Registrars all throughout the country and submitted to the Office of the Civil Registrar General through the Philippine Statistics Authority (PSA) - Provincial Statistical Offices (PSOs). The information presented includes births that occurred from January to December 2022 based on data files received by the PSA - Civil Registration Service (CRS) from the PSOs and processed as of 31 July 2023. Figures presented herein are not adjusted for under registration. This release includes births of Filipinos whose usual residence is abroad and births of foreign nationals that occurred in the country during the reference period. Births of Filipinos abroad which were reported to the Philippine Foreign Service Posts are presented in a separate report.

Seventy-nine births per thousand population

In 2022, a total of 3,767 live births were registered in Montevista, which is equivalent to a crude birth rate (CBR) of 79.1 or 79 births per thousand population¹.

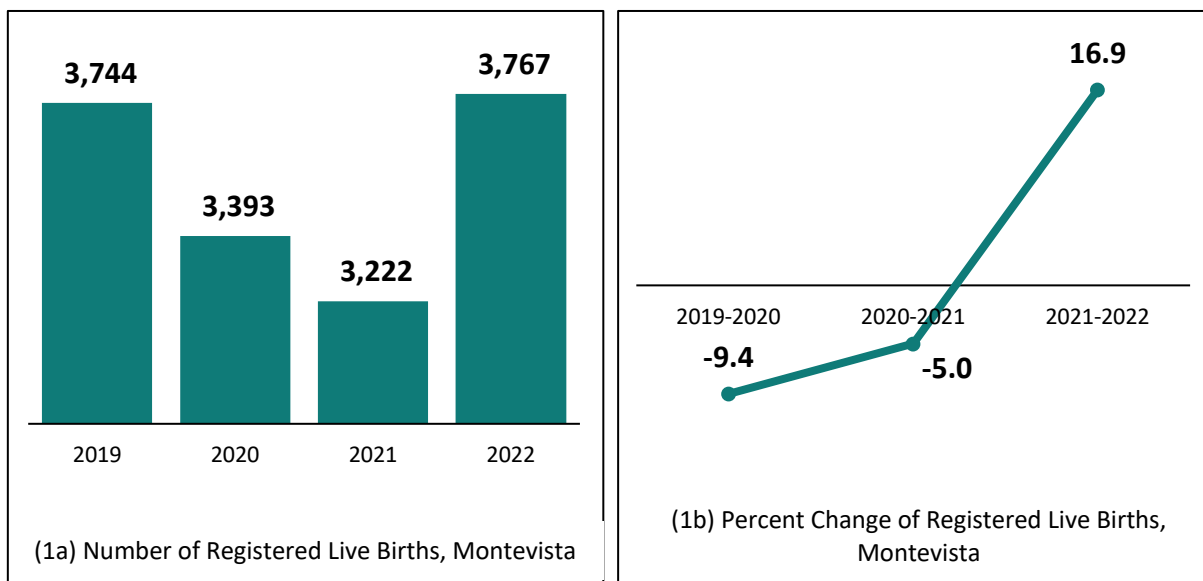
In the past four years, the number of registered live births showed an increase of 0.6 percent from 3,744 in 2019 to 3,767 in 2022. Compared with the number from the preceding year when the pandemic was still prevailing, it indicated an increase of 16.9 percent from 3,222 in 2021. (Figure 1 and Table 1)

On the average, 10 babies were born daily in Montevista in 2022. (Table 1)

¹ Population estimate used was taken from the updated population projections based on the 2015 Census of Population available at www.psa.gov.ph/statistics/census/projected-population



Figure 1. Number and Percent Change of Registered Live Births in Montevista, 2019-2022



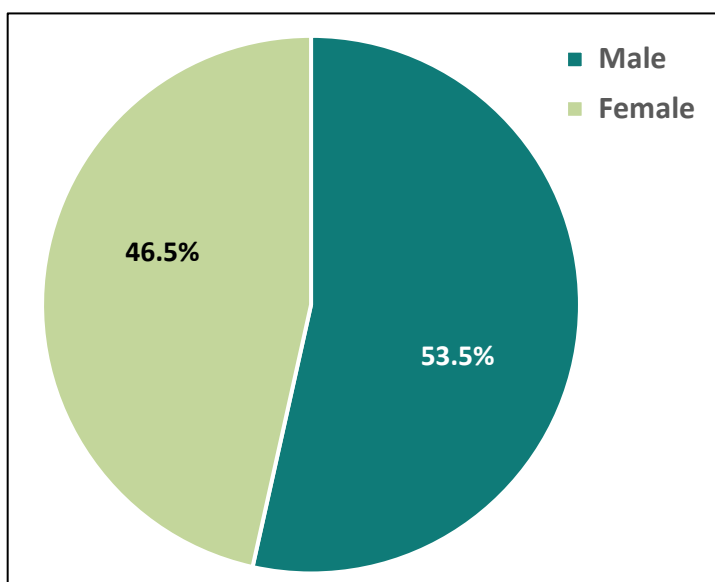
Source: Philippine Statistics Authority (Data on live births are those registered at the Office of the City/Municipal Registrars throughout the country and submitted to the Office of the Civil Registrar General; Certificate of Live Birth-Municipal Form No. 102)

Note: Figures are results of actual registration without any adjustment of under registration.

More males were born than females

There were more males (2,015 or 53.5% share) born than females (1,752 or 46.5% share) in 2022, resulting in a sex ratio at birth of 115 males per 100 females. (Figure 2 and Table 2)

Figure 2. Percent Share of Registered Live Births by Sex, Montevista: 2022



Source: Philippine Statistics Authority (Data on live births are those registered at the Office of the City/Municipal Registrars throughout the country and submitted to the Office of the Civil Registrar General; Certificate of Live Birth-Municipal Form No. 102)

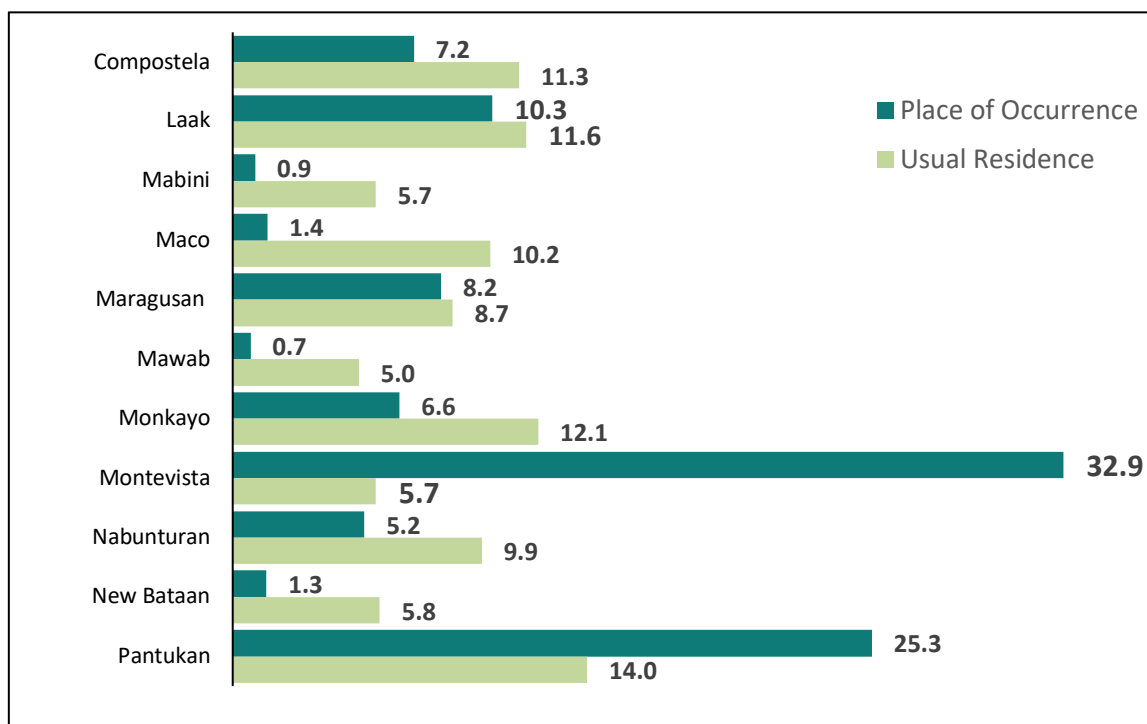
Note: Figures are results of actual registration without any adjustment of under registration.

Highest occurrence of births recorded in Montevista

Municipalities with provincial and district hospitals reported the highest number of live births by place of occurrence. Among the municipalities of Davao de Oro, Montevista recorded the highest number of birth occurrences with 32.9 percent share. This was followed by Pantukan (25.3% share) and Laak (10.3% share).

In terms of number of live births by usual residence of mother, municipalities with relatively large populations registered the highest number of live births. Pantukan recorded the highest number of birth occurrences with 14.0 percent share, followed by Monkayo and Laak with 12.1 percent and 11.6 percent shares, respectively. Meanwhile, Montevista ranked second lowest live births recorded in 2022 with 5.7 percent share. (Figure 3 and Table 2)

Figure 3. Percent Share of Registered Live Births by Municipality of Occurrence and by Usual Residence of Mother, Davao de Oro: 2022



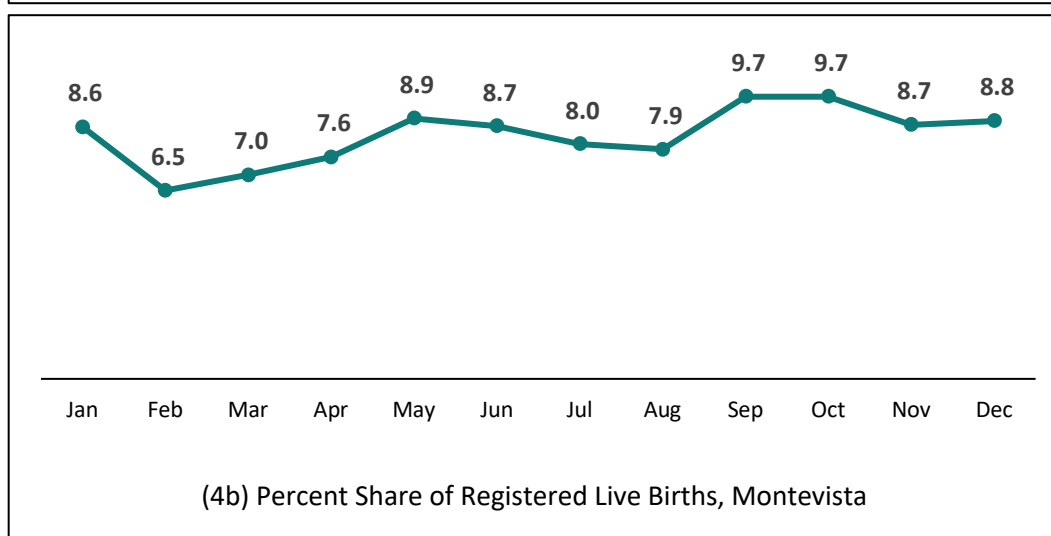
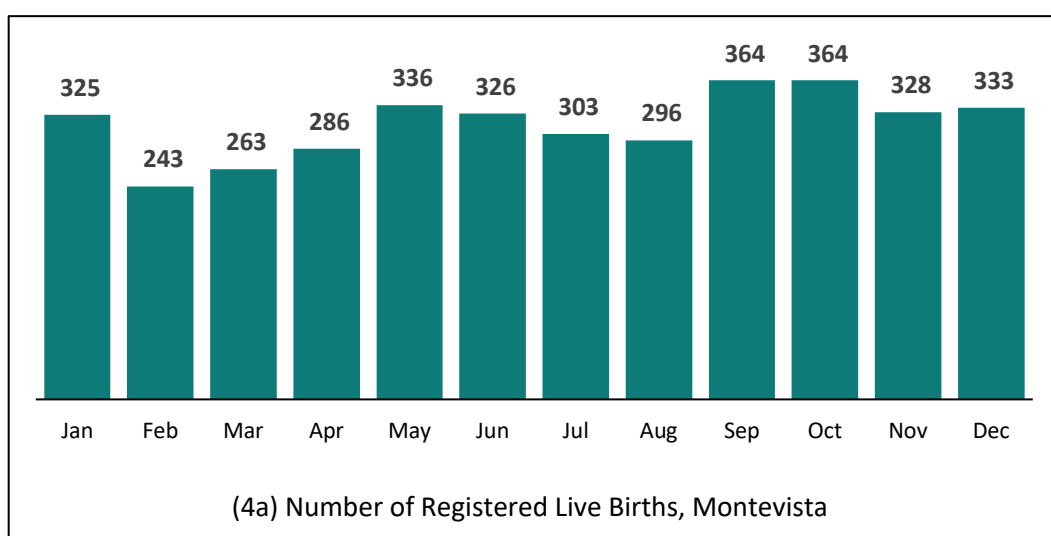
Source: Philippine Statistics Authority (Data on live births are those registered at the Office of the City/Municipal Registrars throughout the country and submitted to the Office of the Civil Registrar General; Certificate of Live Birth-Municipal Form No. 102)

Note: Figures are results of actual registration without any adjustment of under registration. Details may not add up to 100.0% due to rounding.

Most number of births registered in September and October

In 2022, most registered births occurred in September and October, both at 364 or 9.7 percent shares each of the total births in the municipality. It was followed by the months of May (8.9% share) and December (8.8% share). On the other hand, the month of February had the least number of births (6.5% share). (Figure 4 and Table 3)

Figure 4. Number and Percent Share of Registered Live Births by Month of Occurrence, Montevista: 2022



Source: Philippine Statistics Authority (Data on live births are those registered at the Office of the City/Municipal Registrars throughout the country and submitted to the Office of the Civil Registrar General; Certificate of Live Birth-Municipal Form No. 102)

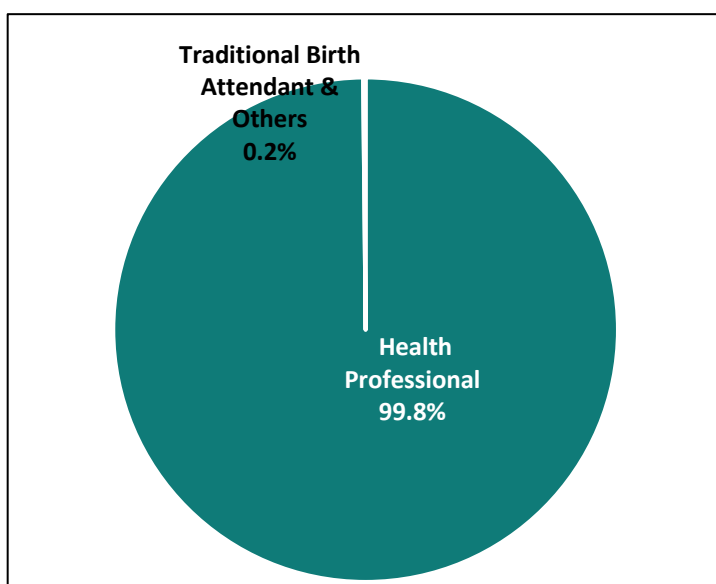
Note: Figures are results of actual registration without any adjustment of under registration. Details may not add up to 100.0% due to rounding.

In terms of daily average, the month of September also recorded the highest with an average of 12 births per day. On the contrary, February had the lowest average with eight (8) births daily. (Table 3)

99.8 percent birth deliveries were medically attended

Of the total number of births in the municipality, 99.8 percent were attended by health professionals (physician, midwife, or nurse). About 0.2 percent of births were delivered by hilot/ traditional birth attendants and others. (Figure 5 and Table 4).

Figure 5. Percent Share of Registered Live Births by Attendant at Birth, Montevista: 2022



Source: Philippine Statistics Authority (Data on live births are those registered at the Office of the City/Municipal Registrars throughout the country and submitted to the Office of the Civil Registrar General; Certificate of Live Birth-Municipal Form No. 102)

Note: Figures are results of actual registration without any adjustment of under registration. Details may not add up to 100.0% due to rounding.

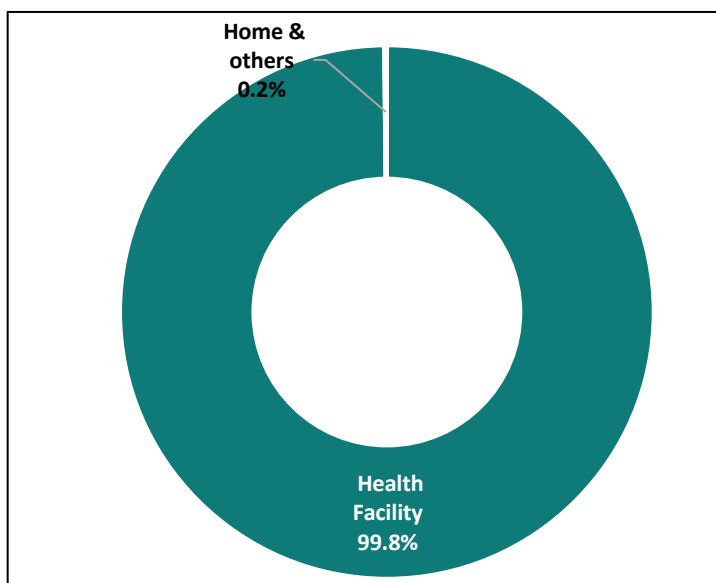
The number of births by place of occurrence and by usual residence of mother showed a remarkable proportion of births attended by health professionals in 11 provinces. This is indicative of improving health services in terms of maternal and child health care.

Ten municipalities had medically attended births higher than the 90.0 percent, of which Nabunturan and Montevista recorded the highest at 100.0 percent and 99.8 percent, respectively. On the other hand, only Laak had births that were medically attended below 90.0 percent, at 86.7 percent. (Table 4)

99.8 percent of births were delivered in health facilities

In 2022, almost all births were delivered in a health facility (99.8%), which was either a hospital, birthing clinic, lying in, outpatient care center, specialized care center, and the like. About 0.2 percent of total births were still delivered at home and in other locations. (Figure 6 and Table 5)

Figure 6. Percent Share of Registered Live Births by Site of Delivery, Montevista: 2022



Source: Philippine Statistics Authority (Data on live births are those registered at the Office of the City/Municipal Registrars throughout the country and submitted to the Office of the Civil Registrar General; Certificate of Live Birth-Municipal Form No. 102)

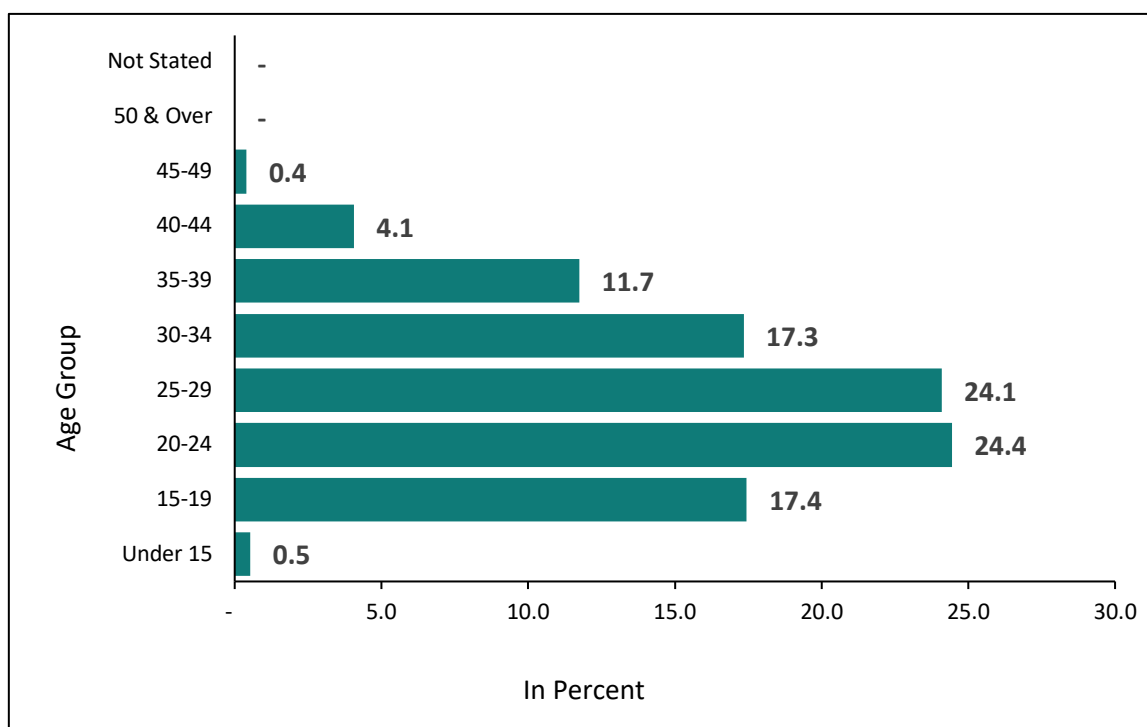
Note: Figures are results of actual registration without any adjustment of under registration.

Majority of babies were born to mothers aged 20-24 years old

In 2022, majority of registered births had mothers aged 20-24 years (920 or 24.4%). This was followed by mothers aged 25-29 years old (24.1%) and by mothers aged 19 years old and below (18.0%). (Figure 7 and Table 6)

“High-risk” age of pregnancy covers the age group 17 years old and younger, and 35 years old and over (16.2% share). This is because childbearing in these age groups is more likely to have complications during pregnancy and labor that may result in higher morbidity and mortality to both mother and child.

Figure 7. Percent Share of Registered Live Births by Age Group of Mother, Montevista: 2022



Source: Philippine Statistics Authority (Data on live births are those registered at the Office of the City/Municipal Registrars throughout the country and submitted to the Office of the Civil Registrar General; Certificate of Live Birth-Municipal Form No. 102)

Note: Figures are results of actual registration without any adjustment of under registration. Details may not add up to 100.0% due to rounding.

ABRAHAM ENRICO E. GULAY, JR.
Chief Statistical Specialist

Attachments:

1. *Statistical Tables*
 - a. *Table 1. Number and Percent Change of Registered Live Births, Montevista: 2019-2022*
 - b. *Table 2. Number of Registered Live Births by Sex of the Child and Municipality of Place of Occurrence and Usual Residence of Mother, Davao de Oro: 2022*
 - c. *Table 3. Number of Registered Live Births by Month and Place of Occurrence, Davao de Oro: 2022*
 - d. *Table 4. Number of Registered Live Births by Attendant at Birth and Place of Occurrence, Davao de Oro: 2022*
 - e. *Table 5. Number of Registered Live Births by Site of Delivery and Place of Occurrence, Davao de Oro: 2022*
 - f. *Table 6. Number of Registered Live Births by Age Group of Mother and Place of Occurrence Davao de Oro: 2022*
2. *Definition of Terms*

STATISTICAL TABLES

Table 1. Number and Percent Change of Registered Live Births, Montevista: 2019-2022

	2019	2020	2021	2022
Number	3,744	3,393	3,222	3,767
Percent Change		-9.38	-5.04	16.91
Per Day	10.26	9.27	8.83	10.32
Per Hour	0.43	0.39	0.37	0.43

Source: Philippine Statistics Authority (Data on live births are those registered at the Office of the City/Municipal Registrars throughout the country and submitted to the Office of the Civil Registrar General; Certificate of Live Birth-Municipal Form No. 102)

Note: Figures are results of actual registration without any adjustment of under registration. Leap year: 2020.

Table 2. Number of Registered Live Births by Sex of the Child and Municipality of Place of Occurrence and Usual Residence of Mother, Davao de Oro: 2022

Province and Municipality	Place of Occurrence			Usual Residence		
	Both Sexes	Male	Female	Both Sexes	Male	Female
DAVAO DE ORO	11,458	6,060	5,398	11,897	6,255	5,642
Compostela	822	402	420	1,349	681	668
Laak	1,177	644	533	1,383	744	639
Mabini	102	56	46	674	353	321
Maco	158	82	76	1,212	617	595
Maragusan	945	523	422	1,037	567	470
Mawab	81	45	36	594	296	298
Monkayo	757	398	359	1,439	753	686
Montevista	3,767	2,015	1,752	673	365	308
Nabunturan	597	308	289	1,173	644	529
New Bataan	153	83	70	693	374	319
Pantukan	2,899	1,504	1,395	1,670	861	809

Source: Philippine Statistics Authority (Data on live births are those registered at the Office of the City/Municipal Registrars throughout the country and submitted to the Office of the Civil Registrar General; Certificate of Live Birth-Municipal Form No. 102)

Note: Figures are results of actual registration without any adjustment of under registration.

Table 3. Number of Registered Live Births by Month and Place of Occurrence, Davao de Oro: 2022

Place of Occurrence (Province and Municipality)	Total	Jan	Feb	Mar	Apr	May	Jun	Jul	Aug	Sep	Oct	Nov	Dec
DAVAO DE ORO	11,458	968	778	826	889	926	998	1,012	955	1,037	1,100	1,000	969
Compostela	822	77	81	78	61	80	75	67	64	57	65	63	54
Laak	1,177	107	78	64	106	104	100	103	95	98	113	119	90
Mabini	102	4	3	6	6	4	11	8	11	14	12	12	11
Maco	158	31	26	21	22	22	20	5	6	2	-	1	2
Maragusan	945	78	61	62	60	54	91	106	85	84	92	92	80
Mawab	81	12	8	15	12	5	3	3	2	7	6	5	3
Monkayo	757	51	55	63	56	62	58	83	72	68	73	55	61
Montevista	3,767	325	243	263	286	336	326	303	296	364	364	328	333
Nabunturan	597	59	46	51	52	49	47	44	47	48	60	49	45
New Bataan	153	16	9	13	12	13	11	13	13	11	16	12	14
Pantukan	2,899	208	168	190	216	197	256	277	264	284	299	264	276

Source: Philippine Statistics Authority (Data on live births are those registered at the Office of the City/Municipal Registrars throughout the country and submitted to the Office of the Civil Registrar General; Certificate of Live Birth-Municipal Form No. 102)

Note: Figures are results of actual registration without any adjustment of under registration.

Table 4. Number of Registered Live Births by Attendant at Birth and Place of Occurrence, Davao de Oro: 2022

Place of Occurrence (Province and Municipality)	Attendant at Birth				
	Total	Health Professional	Traditional Birth Attendant	Others	Not Stated
DAVAO DE ORO	11,458	11,060	357	41	-
Compostela	822	805	13	4	-
Laak	1,177	1,020	157	-	-
Mabini	102	95	7	-	-
Maco	158	147	11	-	-
Maragusan	945	877	68	-	-
Mawab	81	77	1	3	-
Monkayo	757	727	29	1	-
Montevista	3,767	3,761	4	2	-
Nabunturan	597	597	-	-	-
New Bataan	153	143	7	3	-
Pantukan	2,899	2,811	60	28	-

Source: Philippine Statistics Authority (Data on live births are those registered at the Office of the City/Municipal Registrars throughout the country and submitted to the Office of the Civil Registrar General; Certificate of Live Birth-Municipal Form No. 102)

Note: Figures are results of actual registration without any adjustment of under registration.

Table 5. Number of Registered Live Births by Site of Delivery and Place of Occurrence, Davao de Oro: 2022

Place of Occurrence (Province and Municipality)	Site of Delivery			
	Total	Health Facility	Home	Others
DAVAO DE ORO	11,458	11,058	397	3
Compostela	822	805	17	-
Laak	1,177	1,020	156	1
Mabini	102	95	7	-
Maco	158	147	11	-
Maragusan	945	877	68	-
Mawab	81	77	4	-
Monkayo	757	727	30	-
Montevista	3,767	3,761	6	-
Nabunturan	597	597	-	-
New Bataan	153	141	10	2
Pantukan	2,899	2,811	88	-

Source: Philippine Statistics Authority (Data on live births are those registered at the Office of the City/Municipal Registrars throughout the country and submitted to the Office of the Civil Registrar General; Certificate of Live Birth-Municipal Form No. 102)

Note: Figures are results of actual registration without any adjustment of under registration.

Table 6. Number of Registered Live Births by Age Group of Mother and Place of Occurrence Davao de Oro: 2022

Place of Occurrence (Province and Municipality)	Total	Under 15	15-19	20-24	25-29	30-34	35-39	40-44	45-49	50 & Over	Not Stated
DAVAO DE ORO	11,458	37	1,725	3,020	2,901	2,143	1,213	387	31	1	-
Compostela	822	-	73	251	211	185	78	23	1	-	-
Laak	1,177	5	229	326	246	202	116	50	2	1	-
Mabini	102	-	11	26	27	21	13	3	1	-	-
Maco	158	-	17	44	47	34	12	4	-	-	-
Maragusan	945	2	156	246	234	174	104	27	2	-	-
Mawab	81	-	4	17	28	20	9	3	-	-	-
Monkayo	757	-	70	213	230	151	75	16	2	-	-
Montevista	3,767	20	657	920	907	653	442	153	15	-	-
Nabunturan	597	-	35	161	193	140	51	16	1	-	-
New Bataan	153	-	7	49	43	34	17	2	1	-	-
Pantukan	2,899	10	466	767	735	529	296	90	6	-	-

Source: Philippine Statistics Authority (Data on live births are those registered at the Office of the City/Municipal Registrars throughout the country and submitted to the Office of the Civil Registrar General; Certificate of Live Birth-Municipal Form No. 102)

Note: Figures are results of actual registration without any adjustment of under registration.

DEFINITION OF TERMS

Civil Registration is defined as the continuous, permanent and compulsory recording of the occurrences and characteristics of vital events, primarily for their value as legal documents and secondly for their usefulness as a source of statistics.

Crude Birth Rate (CBR) refers to the number of live births per 1,000 mid-year population.

Daily average refers to the arithmetic mean of birth occurrence per day.

Health professionals - Accredited health professionals, such as midwives, doctors, and nurses, who have been educated and trained to proficiency in the skills needed to manage normal (uncomplicated) pregnancies, childbirth, and the immediate postnatal period, and in the identification, management, and referral of complications in women and newborns.

Health facility is a place where healthcare services are provided, encompassing a range of institutions and settings dedicated to promoting, maintaining, or restoring health. These facilities can vary widely in size, scope, and services offered, and may include hospitals, clinics, doctor's offices, nursing homes, rehabilitation centers, diagnostic centers, and other healthcare-related institutions.

High-risk age pregnancy refers to pregnancies that occur in women who are either relatively young or older, increasing the likelihood of complications during pregnancy and childbirth.

Live Birth is a complete expulsion or extraction from its mother of a product of conception, irrespective of the duration of the pregnancy, which after such separation, breathes or shows any other evidence of life, such as beating of the heart, pulsation of the umbilical cord has been cut or the placenta is attached; each product of such birth is considered live born.

Place of Registration is the city/municipality where the event is to be registered. Generally, it is the office of the Local Civil Registrar of the place of occurrence.

Place of Occurrence refers to the place where the vital event took place.

Usual Residence refers to the place where the person habitually or permanently resides.

Sex Ratio refers to the number of males per one hundred females.

Teenage mother refers to a female who becomes a parent during her teenage years, typically between the ages of 10 and 19. The term is commonly used to describe a young woman who experiences pregnancy and childbirth before reaching adulthood.

Traditional birth attendants, whether trained or not, are not considered as skilled health personnel.