

VEGETABLE CROPS

January - December 2024

Reference No.: IG-251182-035

Crop Production – refers to the quantity produced and harvested for a particular crop during the reference period. It includes those measured but damaged, stolen, given away, consumed, given as harvesters' share, and reserved. Also included are those production from "pakyaw" and "contract growers". On the other hand, excluded are those produced but not harvested for whatever reason/s.

In 2024, total VEGETABLES volume of production declined to

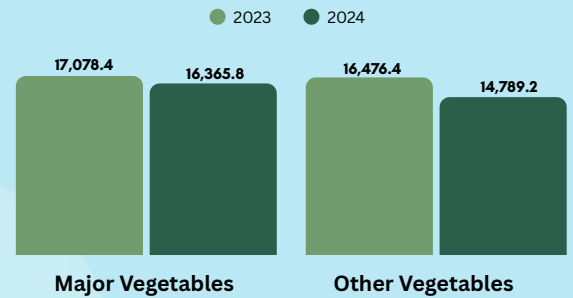
31,420.9

metric tons or a decrease of

-7.6%

compared to the **34,021.2** metric tons recorded in 2023.

VEGETABLE PRODUCTION IN DAVAO DE ORO (IN METRIC TONS), 2023 - 2024



VEGETABLE CROPS

VOLUME OF PRODUCTION

Year-on-year change (%)



AMPALAYA

821.5

(in metric tons)

-3.7%



SQUASH

1,118.0

(in metric tons)

-1.7%



CASSAVA

5,848.6

(in metric tons)

-3.9%



SWEET POTATO

6,805.7

(in metric tons)

-5.7%



CHAYOTE

1,743.5

(in metric tons)

-0.9%




TOMATO

915.0

(in metric tons)

-5.2%




EGGPLANT

1,877.6

(in metric tons)

1.6%



DID YOU KNOW?

Did you know that vegetables like **okra**, **ampalaya**, and **sitaw** are widely grown in Davao de Oro?



Not only are they nutritious, they're also heat-tolerant – making them ideal for climate-resilient farming in the province!