


## FRUIT CROPS

January - December 2024

Reference No.: IG-251182-034

**Crop Production** – refers to the quantity produced and harvested for a particular crop during the reference period. It includes those measured but damaged, stolen, given away, consumed, given as harvesters' share, and reserved. Also included are those production from "pakyaw" and "contract growers". On the other hand, excluded are those produced but not harvested for whatever reason/s.



In 2024, total FRUITS volume of production declined to

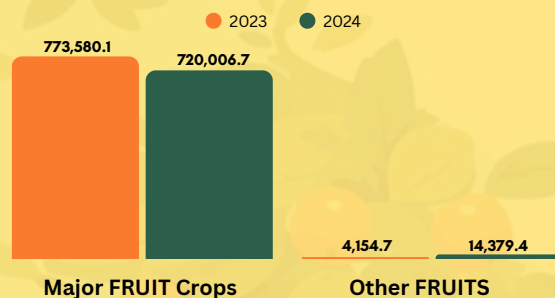
# 734,386.1

metric tons or a decrease of

**-5.6%** ↓

compared to the **777,734.7** metric tons recorded in 2023.

**FRUITS PRODUCTION IN DAVAO DE ORO (IN METRIC TONS), 2023 - 2024**



## FRUIT CROPS VOLUME OF PRODUCTION

Year-on-year change (%)



**BANANA**

# 717,651.5

(in metric tons)

**-6.94%** ↓



**LANZONES**

# 7,532.0

(in metric tons)

**777.2%** ↑




**CALAMANSI**

# 2,159.8

(in metric tons)

**-2.41%** ↓



**MARANG**

# 253.2

(in metric tons)

**29.4%** ↑



**DURIAN**

# 3,745.0

(in metric tons)

**375.7%** ↑



**RAMBUTAN**

# 686.0

(in metric tons)

**558.6%** ↑




**JACKFRUIT**

# 694.6

(in metric tons)

**-3.64%** ↓



**Lanzones** production in Davao de Oro skyrocketed by **777.2%** in just one year!



✓ From only **858.7** metric tons in 2023, production soared to a whopping **7,532.0** metric tons in 2024 – a clear sign of this fruit's growing potential in the province!

Rich in vitamin C and fiber, lanzones is not just sweet – it's healthy too!