


### HEADLINE INFLATION RATE

DAVAO DE ORO'S HEADLINE INFLATION INCREASE IN APRIL 2024.



### CONSUMER PRICE INDEX

**131.2** CPI All Items 2018=100

This implies that the cost of a basket of goods and services commonly purchased by a typical Filipino household worth Php100.0 in 2018 in Davao de Oro is worth Php 131.2 in April 2024.

### PURCHASING POWER OF PESO

**0.76**

This means that a peso in 2018 is worth 0.76 centavos only in April 2024.



Source: Philippine Statistics Authority, Survey on Retail Prices of Commodities

### Consumer Price Index (CPI)

- is a measure of the changes in the average price level of goods and services that most people buy for their day-to-day consumption. It measures the composite change in the consumer prices of various commodities overtime.

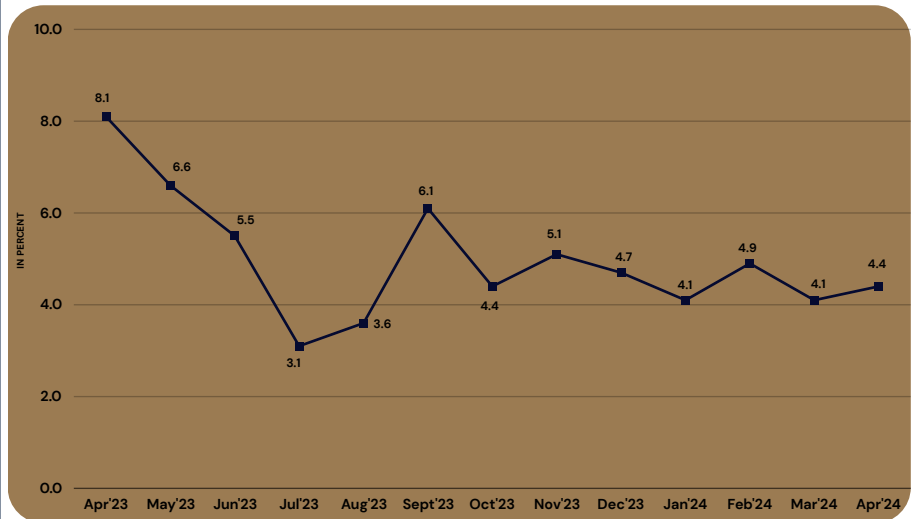
### Inflation Rate (IR)

- is the annual rate of exchange of the CPI expressed in percent.

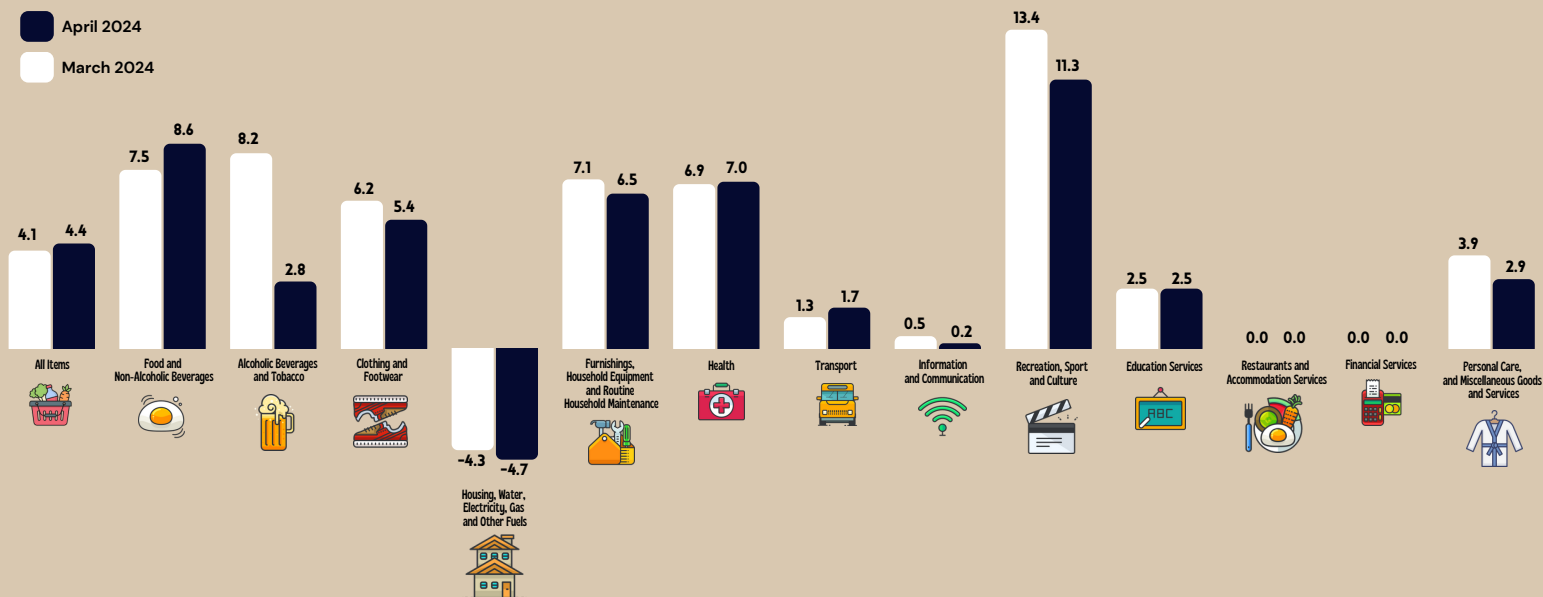
### Purchasing Power of Peso (PPP)

- shows how much peso in the base period is worth in the current period. It is computed as the reciprocal of the CPI for the period under review multiplied by 100.

### Headline Inflation Rate in Davao de Oro (in percent), All Items (2018=100)



## INFLATION RATES BY COMMODITY GROUP



Icon Graphics: www.flaticon.com/authors/RoundiconsPremium



For technical inquiries:  
davaodeoro@psa.gov.ph



Visit us on:  
rso11.psa.gov.ph/davao-de-oro



Like us on Facebook:  
/PSAdavaodeoro



Call us on:  
(084) 817-0347  
(084) 817-0172

**ABRAHAM ENRICO E. GULAY, JR.**  
Chief Statistical Specialist