

TOTAL POPULATION

MALALAG

FROM THE RESULTS OF 2020 CENSUS OF POPULATION AND HOUSING

40,158

Total population of **MALALAG** as of **12:01 AM, MAY 1, 2020**



The population of Malalag grew slower during the period 2015-2020 with a Population Growth Rate (PGR) of 0.76% compared to 1.78% for the period 2010-2015.

Assuming that the population growth rate of 0.76% will remain constant, the municipality's population is expected to double in **53.7 YEARS**.



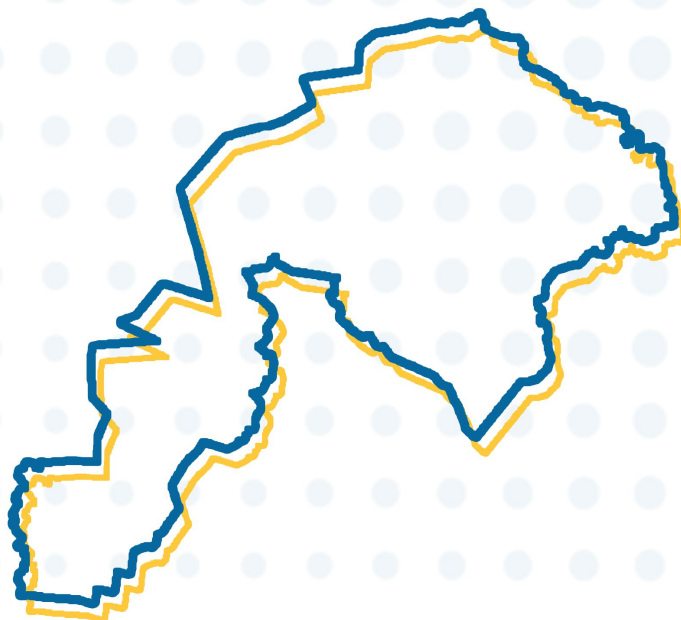
In 2020, the population density of the municipality is **216 persons per square kilometer**. This translates to an additional 8 persons (3.7percent) from the 208 persons per square kilometer in 2015.

5.9%

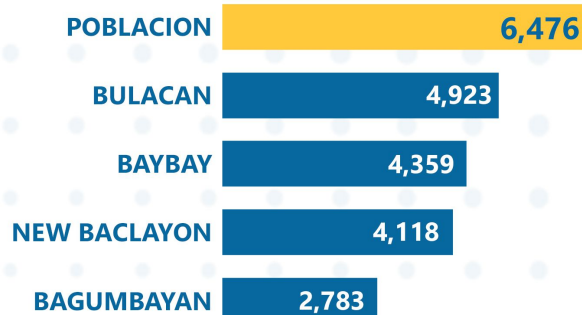
Malalag's population comprises 5.9% of the total population of Davao del Sur.

59 / **1000**

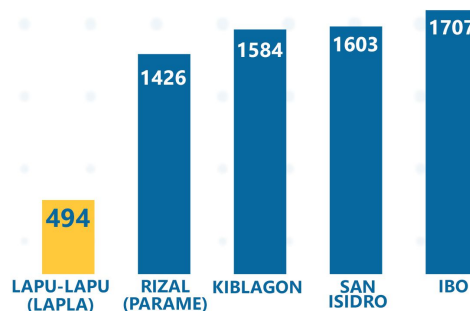
This means for every 1000 person in Davao del Sur, 59 resides in Malalag.



FIVE MOST POPULOUS BARANGAYS



FIVE LEAST POPULOUS BARANGAYS



2020 CENSUS OF POPULATION AND HOUSING

The 2020 CPH is the 15th Census of Population undertaken since 1903.

The 2020 Census of Population and Housing reference time and date:
12:01am, May 1, 2020.

2020
MAY 1
12:01 AM

PROCLAMATION NO. 1179, s. 2021

Signed on July 6, 2021 by President Rodrigo Roa Duterte, declaring as official the population count of the Philippines by province, city/municipality, and barangay.

Scan the code for more information regarding the results of 2020 Census of Population and Housing.

