

DAVAO DEL NORTE INFLATION RATE SEPTEMBER 2022 (2018=100)

HEADLINE INFLATION **7.4%**

INFLATION RATE is the annual rate of change or the year on-year change in the Consumer Price Index (CPI) expressed in percent.

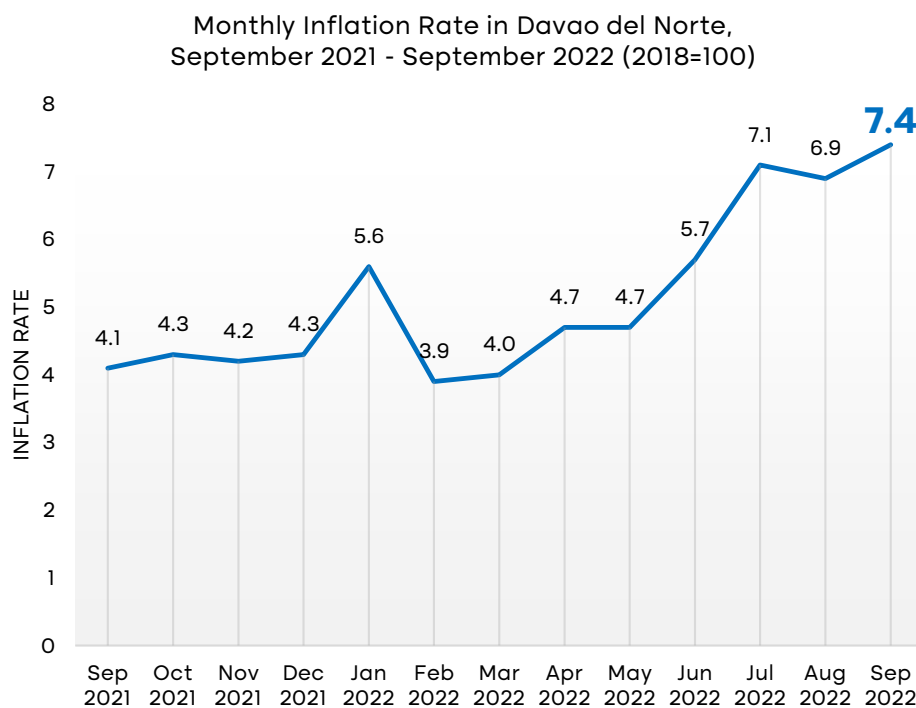
The headline inflation in Davao del Norte climbed to 7.4 percent in August 2022.

CONSUMER PRICE INDEX (CPI) is an indicator of the change in the average retail prices of a fixed basket of goods and services commonly purchased by households relative to a base year. The CPI for All Income Households was rebased from Base Year 2012 to Base Year 2018.

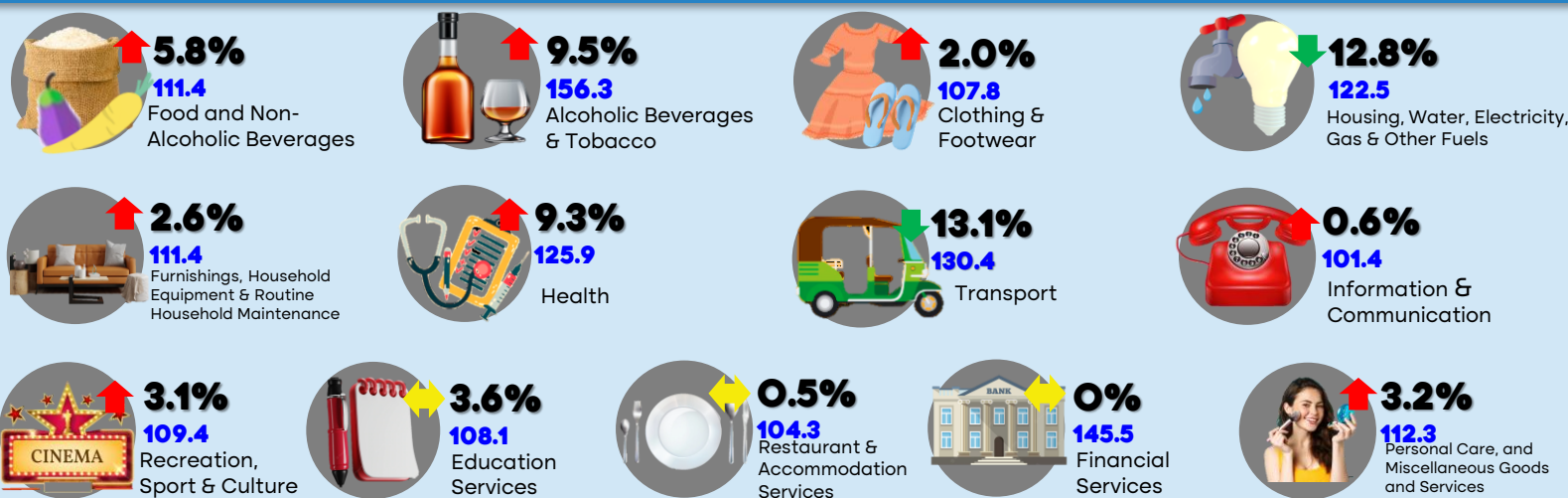
CPI 115.9
 This implies that the cost of a basket of goods and services commonly purchased by a typical Filipino household worth ₱100.0 in year 2018 in Davao del Norte is worth ₱115.9 in August 2022.

PURCHASING POWER OF PESO (PPP) is a measure of the real value of peso in a given period relative to a chosen reference period. It is computed by getting the reciprocal of the CPI and multiplying the result by 100.

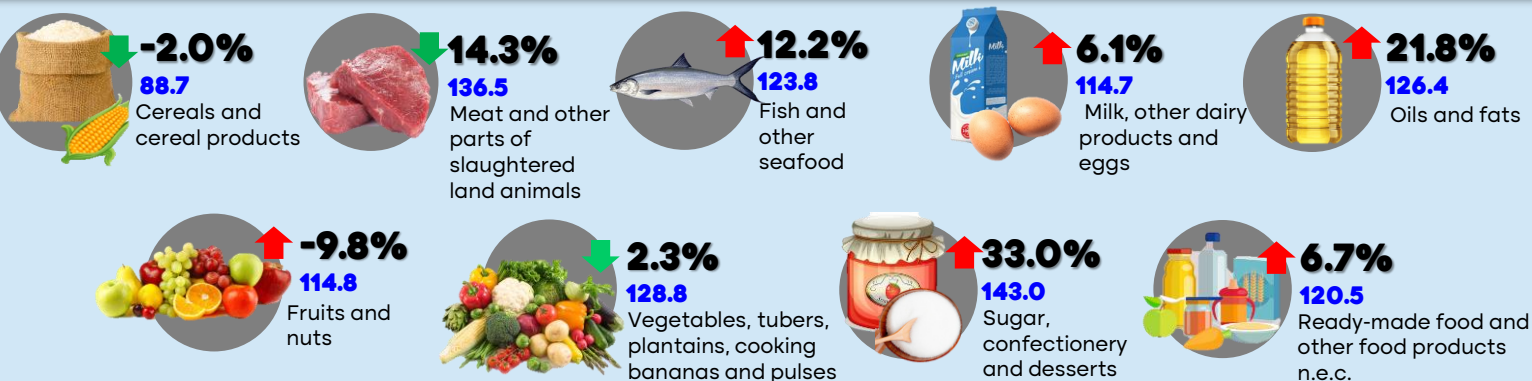
PPP 0.86
 One peso in 2018 is worth 86 centavos in September 2022.



YEAR-ON-YEAR INFLATION RATE (%) and **CPI** BY COMMODITY GROUP, DAVAO DEL NORTE



YEAR-ON-YEAR INFLATION RATE (%) and **CPI** BY FOOD GROUP, DAVAO DEL NORTE



Sources:

Data: Philippine Statistics Authority, Retail Price Survey for the Generation of CPI from PSA website (<http://openstat.psa.gov.ph/>).

Icons, Vectors: www.freepik.com

APPROVED FOR RELEASE:

PEPITO D. AMOYEN
 Chief Statistical Specialist