

# AGE AND SEX DISTRIBUTION OF THE HOUSEHOLD POPULATION OF BRAULIO E. DUJALI

Based on the results of the 2020 Census of Population and Housing

# 29,218

Household Population as of 1 May 2020







The sex ratio in Braulio E. Dujali was computed at 104 in 2020. This means that there were **104 MALES** for every **100 FEMALES**.

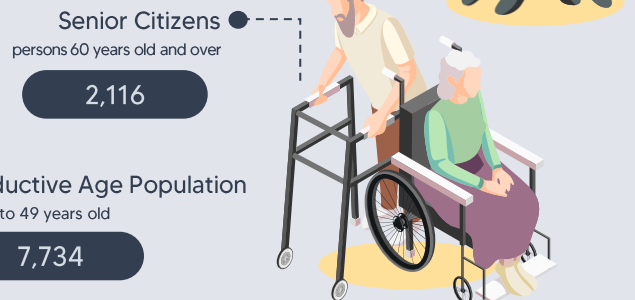
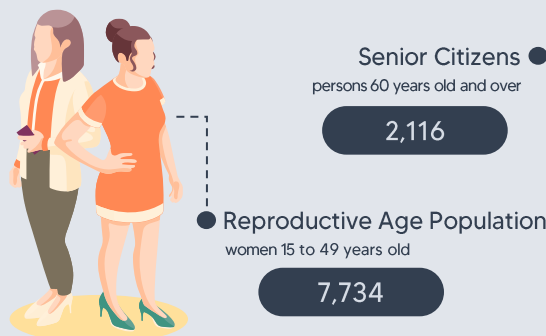




25.3

The median age was computed at 25.3 years which denotes that half of the household population in Braulio E. Dujali was younger than 25.3 years, while the other half was older than 25.3 years.



**Overall Dependency Ratio**  
There were **55** dependents for every **100** working-age or economically-active population.



APPROVED FOR RELEASE:

**PEPITO D. AMOYEN**  
Chief Statistical Specialist

Sources:  
Data: Philippine Statistics Authority, 2020 Census of Population and Housing  
Vectors: www.freepik.com