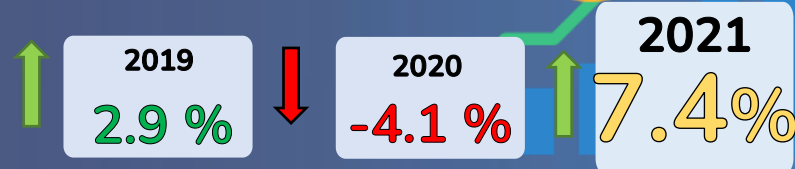


2021 Provincial Product Accounts of Davao de Oro

At Constant 2018 Prices

Growth Rates



Gross Provincial Domestic Product (GDP in Billion Pesos)




Per Capita GDP

Php 112,398

Percent Share of Major Industries



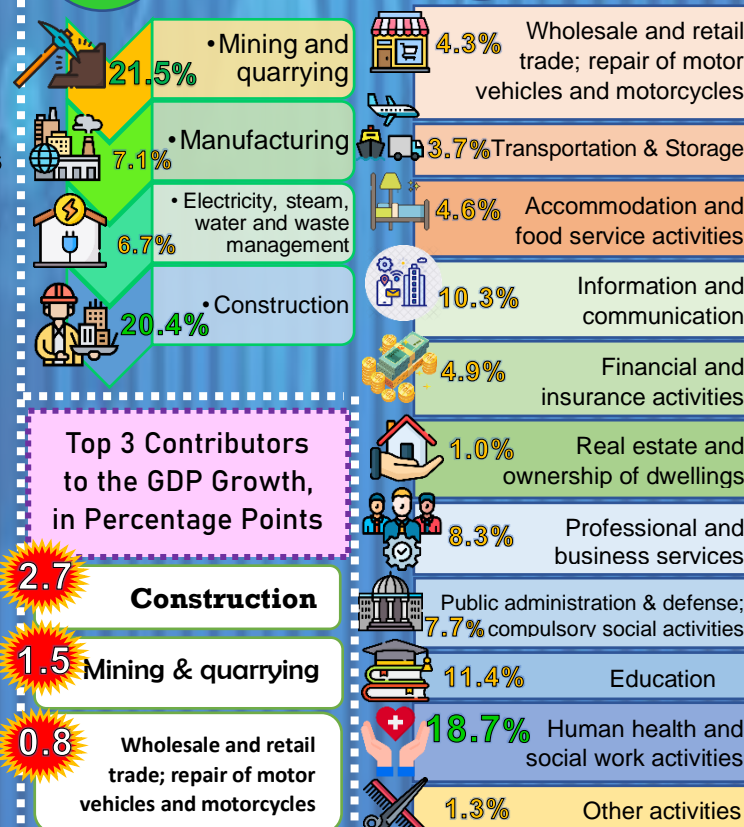

Contribution of Major Industries to GDP Growth



Percent Share and Rank of Major Industries of Davao de Oro to the Gross Value Added of Davao Region



Growth Rates, By Industry



Top 3 Contributors to the GDP Growth, in Percentage Points

