



SPECIAL RELEASE

Results of the 2015 Annual Survey of Philippine Business and Industry (ASPBI) Economy Wide for Establishments in Davao Region with Total Employment of 20 and Over: Preliminary Results

Date of Release: July 03, 2016
Reference No.: SR 15 RSR011-04

Wholesale and retail trade leads in terms of number of establishments

Based from the preliminary results of the 2015 Annual Survey of Philippine Business and Industry (ASPBI), total number of establishments with Total Employment (TE) of 20 and over in the formal sector of the economy was recorded at 34,740 compared to 35,009 in 2014. Of the 18 sectors, as shown in *Figure 1*, almost one in every four establishments was engaged in Wholesale and Retail Trade; Repair of Motor Vehicles and Motorcycles with 8,332 (24.0%) of the total. Manufacturing with 6,347 accounted for 18.3 percent of the total number of establishments in 2015. This was followed by Accommodation and Food Service Activities, and Education with 5,492 (15.8%) and 3,568 (10.3%), respectively. These top four sectors comprised 68.3 percent of the total establishments in 2015. On the other hand, Mining and Quarrying with 134 establishments, numbered the least with 0.4 percent share to the total count.

Across regions, 40.9 percent of establishments in 2015 were located in the National Capital Region (NCR) with a total of 14,207 establishments. CALABARZON with 4,866 establishments or 14.0 percent share ranked second. Central Luzon with 3,242 establishments (9.3%) and Central Visayas with 2,626 establishments (7.6%) placed third and fourth, respectively. Autonomous Region in

Table 1. Number of Establishments with Total Employment 20 and Over by Region, Philippines: 2015

Region	Number of Establishments
PHILIPPINES	34,740
National Capital Region	14,207
Cordillera Administrative Region	407
I - Ilocos	943
II - Cagayan Valley	458
III - Central Luzon	3,242
IVA - CALABARZON	4,866
IVB - MIMAROPA	380
V - Bicol	762
VI - Western Visayas	916
VII - Central Visayas	2,626
VIII - Eastern Visayas	472
IX - Zamboanga Peninsula	540
X - Northern Mindanao	1,140
XI - Davao	1,502
XII - SOCCSKSARGEN	762
XIII - Caraga	340
Autonomous Region in Muslim Mindanao	103
Negros Island Region	1,074

Muslim Mindanao recorded the least count numbering to only 103 establishments or 0.3 percent share to total. *Table 2* shows the distribution of establishments by region across the country.

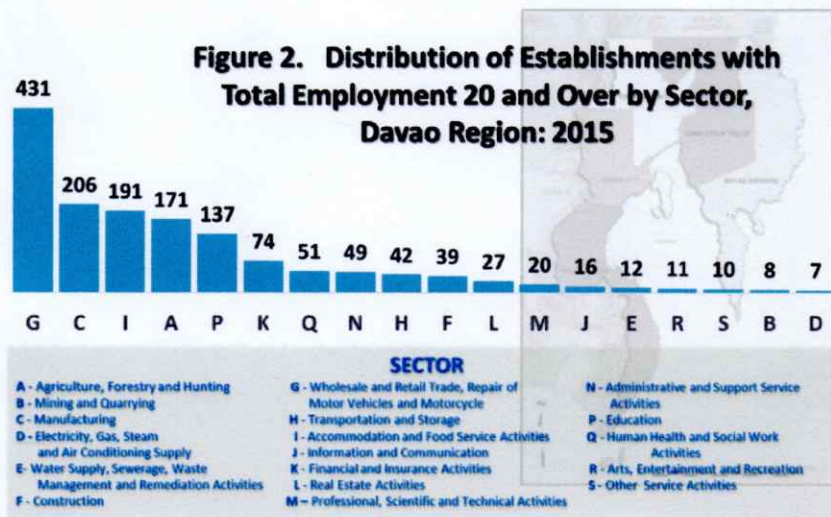


One in three establishments is in the Wholesale and Retail Trade; Repair of Motor Vehicles, Motorcycles and Personal and Household Goods

Based from the preliminary results of the 2015 Annual Survey of Philippine Business and Industry (ASPBI), total number of establishments with Total Employment (TE) of 20 and over in the formal sector of the economy in Davao Region was recorded at 1,502.

Top four industries in the region were the following: Wholesale and Retail Trade; Repair of Motor Vehicles, Motorcycles and Personal and Household Goods with 431 establishments comprising 29% of the total number of establishments in the region; Manufacturing with 206 establishments comprised 14% of the total number of establishments; and Accommodation and Food Service Activities (191 establishments) and Agriculture, Forestry and Hunting (171 establishments) sharing about 13 percent and 11 percent, respectively, to the total number of establishments.

Industries in Electricity, Gas, Steam and Air Conditioning Supply and Mining and Quarrying in the region reported less than 10 establishments each (*Figure 2*).



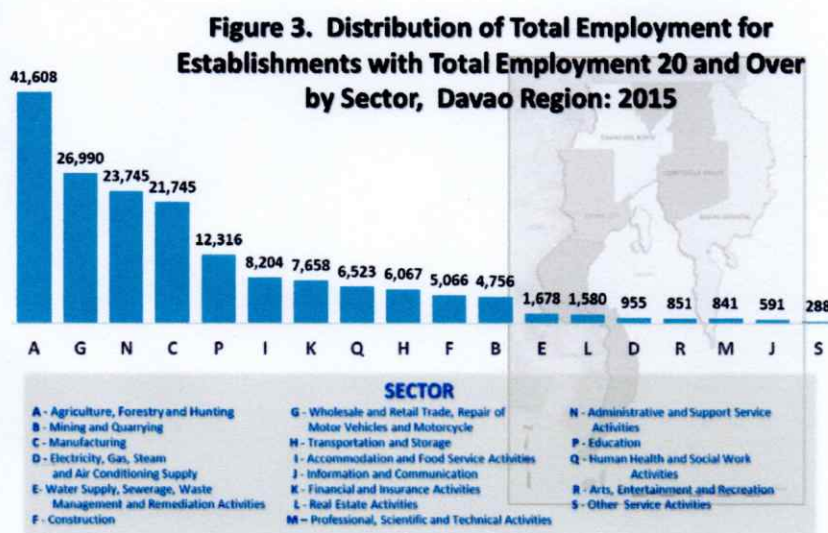
One in four workers is engage in Agriculture, Forestry and Fishing

Total employment is the number of persons who worked in for the establishment as of 15 November 2015.

Total employment grew in 2015 by 10.5 percent to 171,462 from 155,139 workers in 2014. Agriculture, Forestry and Fishing ranked first among the industries in the region in terms of engaging the most number of workers, engaging about 24% of the total employment. Wholesale and Retail Trade; Repair of Motor Vehicles, Motorcycles and Personal and Household Goods came in next, engaging about 16% of total employment.

Administrative and Support Service Activities is third, engaged 14% of the total employment

On the other hand, Industries which employed less than 1000 employees were: Other Service



Activities (288); Information and Communication (591); Professional, Scientific and Technical Activities (841); Arts, Entertainments and Recreation (851); Electricity, Gas, Steam and Air Conditioning Supply (955) (Figure 3).

Mining and Quarrying most labor-intensive sector

On the average, there were 114 workers per establishment in the region. Mining and Quarrying sector in the region posted the highest average number of worker per establishments, 595 making this the most labor-intensive sector. Followed by the Administrative and Support Service sector, 485 and the Agriculture, Forestry and Fishing industry, 243.

On the other hand, posting the lowest average number of workers per establishment was: Other Service Activities (29 workers per establishment) Information and Communication (37 workers per establishment) (Figure 4).

Figure 4. Average Employment per Establishment for Establishments with Total Employment 20 and Over by Sector, Davao Region: 2015



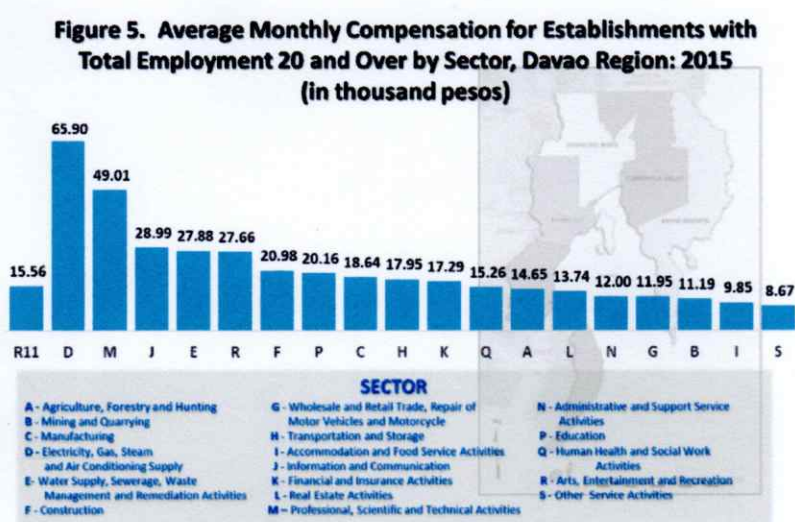
Total Compensation in 2015 reaches 31.8 billion pesos

Total compensation paid to employees comprising of salaries and wages, separation, terminal pay and gratuities paid by the establishment to its employees and total employer's contribution to SSS/GSIS, ECC, PhilHealth, Pag-ibig, etc amounted to PHP31.8 billion pesos, up by 12.8 percent from PHP28.2 billion pesos recorded in 2014.

Agriculture, Forestry and Fishing contributed almost one-fourth (22.7%) of the total compensation paid in 2015 at PHP7.2 billion in total. This was followed by

Manufacturing and Wholesale and Retail Trade; Repair of Motor Vehicles and Motorcycles paying PHP4.8 billion (15.2%) and PHP3.8 billion (12.1%) worth of compensation, respectively. Other Service Activities with PHP28.3 million or 0.1 percent paid the least compensation to its employees.

Average monthly compensation per employee in 2015 in the region was valued at PHP15,560. Electricity, Gas, Steam and Air-conditioning Supply topped the 18 sectors in the region in terms of monthly compensation, where workers, on the average, are receiving PHP65,900 monthly. Workers in the Professional, Scientific and Technical Activities followed receiving PHP 49,010 a month. On the other hand, workers in the Other Service Activities (PHP 8,670) and Accommodation and Food Service Activities (PHP 9,850) receives, on the average, less than PHP10,000 a month (Figure 5).




Wholesale and retail trade; Repair of Motor Vehicles, Motorcycles and Personal and Household Goods sector emerges as top income earner in 2015

Total income earned by establishments in 2015 amounted to PHP332.8 billion, higher by 5.2 percent from the PHP316.4 billion earned in 2014.

Wholesale and retail trade; Repair of Motor Vehicles, Motorcycles and Personal and Household Goods is the top income generator, earning 32% of the region's total revenue. Manufacturing, ranked second, posting 29% of the total revenue, followed by Agriculture, Forestry and Hunting, , shared 10% of the total revenue in the region. On the other hand Other Service Activities (S) earned less than a billion pesos (PHP 160T) (Figure 6).

Results of the 2015 Annual Survey of Philippine Business and Industry (ASPBI)
Economy Wide for Establishment with Total Employment of 20 and Over: Preliminary Results

Figure 6. Distribution of Total Income for Establishments with Total Employment 20 and Over by Sector, Davao Region: 2015 (in billion pesos)

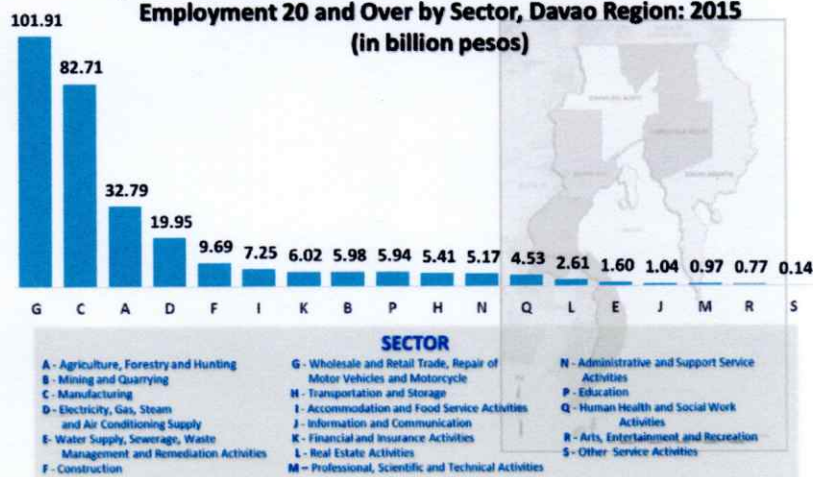


Wholesale and retail trade; Repair of Motor Vehicles, Motorcycles and Personal and Household Goods incurs highest expense in 2015

Total expense incurred in business operations of establishments with TE of 20 and over amounted to PHP294.5 billion in 2015, reflecting 4.0 percent increase from the PHP283.1 billion spent in 2014.

Wholesale and retail trade; Repair of Motor Vehicles, Motorcycles and Personal and Household Goods, the highest spender spending almost PHP 102 billion incurring almost 35% of the total cost posted by all industries. Manufacturing ranked second with PHP82.7 billion pesos. On the other hand, Other Service Activities, Arts, Entertainment and Recreation, and Professional, Scientific and Technical Activities, spent less than a billion pesos (Figure 7).

Figure 7. Distribution of Total Cost for Establishments with Total Employment 20 and Over by Sector, Davao Region: 2015 (in billion pesos)

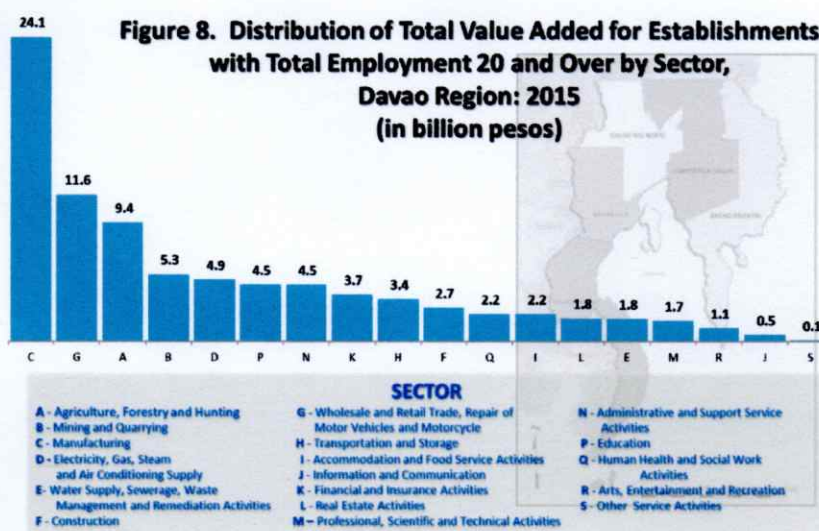


Value Added amounts to PHP85.5 billion

Value added generated by establishments with TE of 20 and over in 2015 stood at PHP85.5 billion, higher by 8.2 percent from PHP79.0 billion in 2014.

Manufacturing generated PHP24.1 billion or 28.2 percent share to total, the highest among the sectors. This was followed by Wholesale and retail trade; Repair of Motor Vehicles,

Motorcycles and Personal and Household Goods with PHP11.6 billion (13.6 percent), while Other Service Activities has the least total value added among the sectors with about 71 million total value added (Figure 8).



Workers of Electricity, Gas, Steam and Air-Conditioning Supply most productive

The ratio of value added to employment, a measure of simple *labor productivity*, was estimated at almost PHP500 thousand pesos in 2015, a slight decrease of 2.1 percent compared to PHP509 thousand in 2014.

Electricity, Gas, Steam and Air-conditioning posted the highest labor productivity at PHP5.1million. Followed by Professional, Scientific and Technical Activities almost hitting PHP2 million.

Other sectors with a million mark labor productivity were:

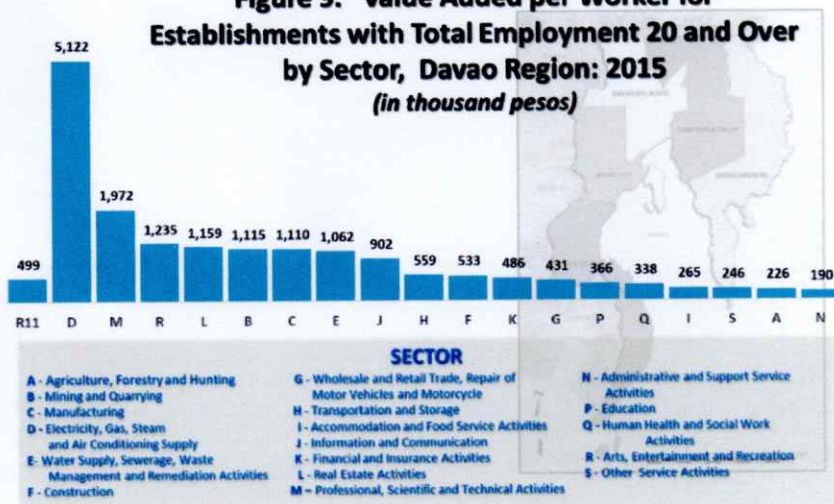
- Arts, Entertainment and Recreation, PHP1.2 million

Results of the 2015 Annual Survey of Philippine Business and Industry (ASPBI)
Economy Wide for Establishment with Total Employment of 20 and Over: Preliminary Results

- Real Estate Activities, PHP1.1 million
- Mining and Quarrying, PHP1.1 million
- Manufacturing, PHP1.1 million
- Water Supply; Sewerage, Waste Management and Remediation Activities, PHP1.0 million

Administrative and Support Service Activities on the other hand, posted the lowest labor productivity in the region, PHP190 thousand (Figure 9).

Figure 9. Value Added per Worker for Establishments with Total Employment 20 and Over by Sector, Davao Region: 2015
(in thousand pesos)




Subsidies received from the government up by 44.3 percent

Total subsidies received by establishments with TE of 20 and over amounted to PHP22.5 billion in 2015.

Financial and Insurance Activities received most of the subsidies in 2015 valued at almost PHP22 billion or 98 percent of the total.

Table 2. Sectors receiving Subsidies in 2015 for Establishments with Total Employment 20 and Over Davao Region: 2015
(in million pesos)

INDUSTRY SECTOR	Subsidy Amount
K Financial and Insurance Activities	21,909,775
H Transportation and Storage	278,898
D Electricity, Gas, Steam and Air Conditioning Supply	120,482
G Wholesale and Retail Trade; Repair of Motor Vehicles and Motorcycles	79,687
P Education	67,403
R Arts, Entertainment and Recreation	3,114
E Water Supply; Sewerage, Waste Management and Remediation Activities	3,050
Q Human Health and Social Work Activities	143
C Manufacturing	45


RUBEN D. ABARO, JR
OIC – REGIONAL DIRECTOR