

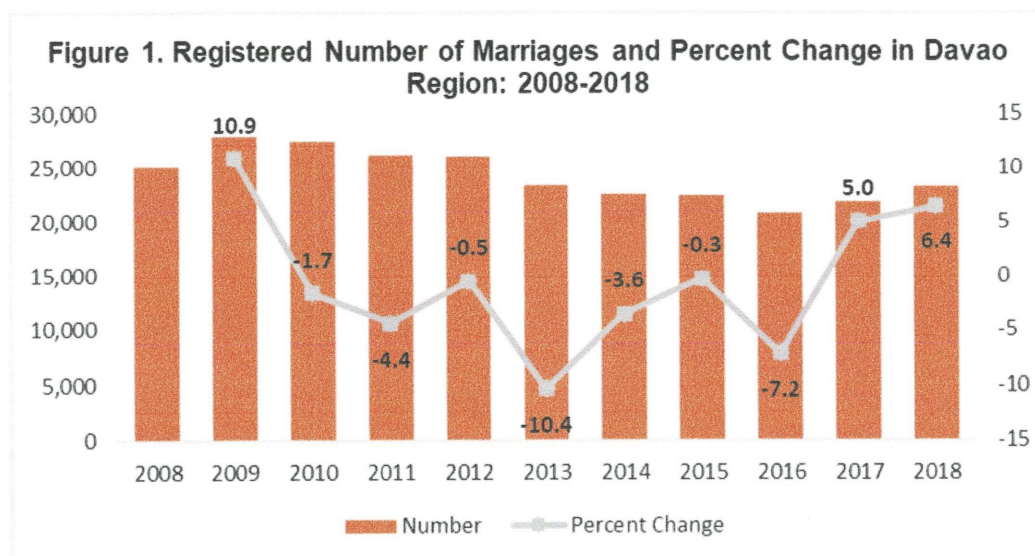
SPECIAL RELEASE

REGISTERED MARRIAGES IN DAVAO REGION: 2018

Date of Release: 24 September 2020
Reference No. 2020-04

Increasing number of Marriages

The number of marriages in Davao Region showed a decreasing trend from 2009 to 2016. On the other hand, it is interesting to note that from 2016 to 2018, the number of marriages in the region was on an increasing trend (Table 1 and Figure 1).



In 2018, Davao Region recorded a total of 23,275 registered marriages.

Most number of couples married in June

Most number of marriages in 2018 occurred in June with 2,585 (11.1% of the total marriages in the region). It was followed by the months of May and October with 10.0 percent and 9.1 percent, respectively (Table 2).

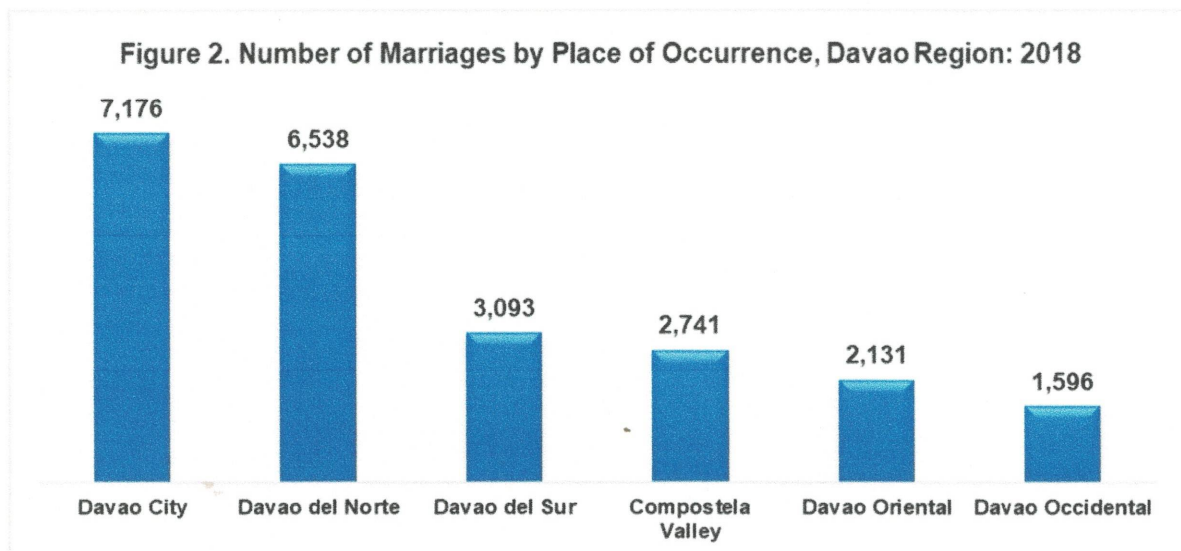
On the other hand, the least number of marriages was recorded in November with 1,359 or 5.8 percent of the region's total marriages.

SPECIAL RELEASE

On the average, Davao Region was reported to have 64 solemnized marriages daily in 2018.

Highest occurrence of marriages in Davao City

Among the provinces and Highly Urbanized City in Davao Region, Davao City recorded the highest number of marriages in 2018 at 7,176 which accounted for 30.8 percent of total marriages registered in the region (Figure 2). This was followed by Davao del Norte with 6,538 marriages (28.1%).



The provinces of Davao del Sur, Compostela Valley, and Davao Oriental had registered marriages of 3,093 (13.3%), 2,741 (11.8%) and 2,131 (9.2%), respectively.

Davao Occidental, on the other hand, had the least registered number of marriages at 1,596 or 6.9 percent of the region's total marriages.

Most men and women in Davao Region married between ages 25-29 years old

Men marry at an older age compared to women. The reported median age for men is 29 years old while that for women is 26 years old (Figure 3).

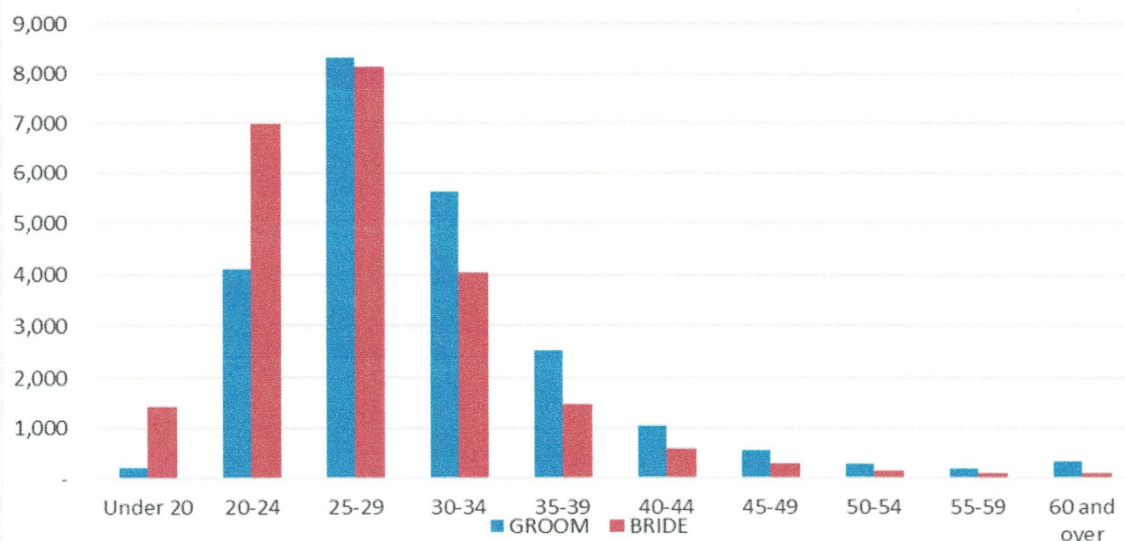
SPECIAL RELEASE

**Figure 3. Median Age of Groom and Bride,
 Davao Region: 2018**



Most men married at ages 25 to 29 years old, which accounted for 35.8 percent of the total number of grooms in the region. Most women also married at 25 to 29 years old, representing 34.9 percent of the total number of brides (Table 3 and Figure 4).

Figure 4. Number of Marriages by Age Group of Groom and Bride, Davao Region: 2018



SPECIAL RELEASE

The number of men aged 60 years old and over, who got married in 2018 regardless of their previous marital status, was more than three times higher compared to that of women of the same age group.

Meanwhile, the percentage of teenage brides (1,428 or 6.1 percent) was more than six times higher than that of the teenage grooms.

On the average, there were four (4) teenage brides solemnized daily in 2018.

EXPLANATORY NOTES

Data on marriages presented in this release were obtained from the Certificates of Marriage (Municipal Form No. 97) that were registered at the Office of the City/Municipal Civil Registrars in Davao Region and forwarded to the Philippine Statistics Authority. Information presented includes registered marriages which occurred from January to December 2018.

Marriage is a special contract of permanent union between a man and a woman entered into in accordance with law for the establishment of conjugal and family life.

SUPPORT THE 2015-2024 CRVS DECADE

President Benigno S. Aquino III signed Proclamation No. 1106 on August 20, 2015 which declared the years 2015 to 2024 as Civil Registration and Vital Statistics Decade (CRVS). Said proclamation is a concrete manifestation of the Philippine government's support to the outcome of the Ministerial Conference on CRVS in Asia and the Pacific held in November 2014 in Bangkok, Thailand.

Source: <https://psa.gov.ph/content/president-aquino-declares-years-2015-2024-civil-registration-and-vital-statistics-decade>



PEPITO D. AMOYEN
OIC-Regional Director

SPECIAL RELEASE

STATISTICAL TABLES

Table 1. Number of Marriages and Percent Change, Davao Region: 2008 to 2018

	2008	2009	2010	2011	2012	2013	2014	2015	2016	2017	2018
Number	25,127	27,864	27,397	26,180	26,040	23,340	22,496	22,431	20,818	21,865	23,275
Per Day	69	76	75	72	71	64	62	61	57	60	64
Percent Change		10.9	-1.7	-4.4	-0.5	-10.4	-3.6	-0.3	-7.2	5.0	6.4

Source: Philippine Statistics Authority, Civil Registration Service, Vital Statistics Division

Note: Figures are results of actual registration without any adjustment for under registration

Table 2. Number of Marriages and Daily Average, by Month of Occurrence, Davao Region: 2018

Month of Occurrence	Number of Marriages	Daily Average
January	1,951	63
February	1,882	67
March	1,493	48
April	2,111	70
May	2,332	75
June	2,585	86
July	1,725	56
August	1,937	62
September	1,901	63
October	2,117	68
November	1,359	45
December	1,882	61

Source: Philippine Statistics Authority, Civil Registration Service, Vital Statistics Division

Note: Figures are results of actual registration without any adjustment for under registration



SPECIAL RELEASE

STATISTICAL TABLES

Table 3. Number of Marriages and Percent Distribution by Age Group of Bride and Groom, Davao Region: 2018

Age Group	Groom		Bride	
	Number	Percent	Number	Percent
Total	23,275	100.0	23,275	100.0
Under 15	1	0.0	3	0.0
15-19	223	1.0	1,425	6.1
20-24	4,117	17.7	6,984	30.0
25-29	8,322	35.8	8,128	34.9
30-34	5,641	24.2	4,045	17.4
35-39	2,537	10.9	1,464	6.3
40-44	1,036	4.5	592	2.5
45-49	558	2.4	293	1.3
50-54	287	1.2	153	0.7
55-59	203	0.9	91	0.4
60 and over	349	1.5	97	0.4
Not Stated	1	0.0	-	0.0

Source: Philippine Statistics Authority, Civil Registration Service, Vital Statistics Division

Note: Figures are results of actual registration without any adjustment for under registration

