




Newsletter

Harmonization and Update on the Data Gathering in the Agricultural Sector



On the 28th of May 2020, the Philippine Statistics Authority-Regional Statistical Services Office XI (PSA-RSSO XI) was officially invited by the Department of Agriculture - Regional Field Office (DA-RFO) XI for a videoconference aimed to harmonize and update the data gathering in the agricultural sector. It was co-presided by Maria Febe T. Orbe, Chief of Planning and Evaluation Division of DA-RFO XI and Supervising Statistical Specialist Ma. Leah C. Magracia of PSA XI.

During the activity, DA-RFO XI raised their concern that whenever they use the PSA's agricultural data, they could not reach their performance target. However, by employing the data from Local Government Units (LGU's) their performance target was met.

Further, the focal persons of the Banner Programs on Rice, Corn,

High-Value Crops, Livestock, and Poultry raised their clarifications and concerns on PSA official data specifically on production, area, the yield for crops; and inventory, inflow and outflow, and volume of production for livestock and poultry. The technical staff of PSA-RSSO XI recommended to list down all the clarifications and concerns of DA-RFO XI focal persons so that the management will be informed, including their programs and projects as an input and as a tool during the provincial and regional data reviews.

DA-RFO XI also inquired on the PSA agricultural data availability, level of disaggregation, and schedule of release for the Regional Development Council XI (RDC XI) Davao Region Development Plan (DRDP) 2017-2022 progress report through its Results Matrices (RMs). Additionally, DA-RFO XI wanted the municipal level of data disaggregation for their performance monitoring. PSA-RSSO XI technical staff stated that the office followed the Advance Release Calendar (ARC) for the availability, release, and levels of disaggregation in statistical data.

♦ Partnership and Linkages

♦ Civil Registration Services

♦ Surveys

Inside this issue:

Resumption of CRS Outlet Operations **2**

RSSO XI – CRS Outlet Accomplishes 62,044 Issuances for 2nd Quarter of 2020 **3**

PSA 2020 2nd Quarter Surveys **3**

Resumption of CRS Outlet Operations



On 14 May 2020, National Statistician and Civil Registrar General, Dr. Dennis S. Mapa issued a public advisory that the CRS Outlets situated in areas that have already been classified under General Community Quarantine (GCQ) can be opened already to provide frontline services for the processing of requests of civil registry documents (Birth, Marriage, and

As a preventive measure from COVID-19 infection, RSSO XI - CRS Outlet limits the number of walk-in clients. Since 01 June 2020 (Monday), the maximum number of walk-in clients to be served daily from 7:00 AM to 4:00 PM was limited to 700 only. Walk-in clients were required to observed social distancing, wear a face mask, fill out a health survey form, and subjected to temperature



Death certificates as well as Certification of No Marriage Record (CENOMAR) or Advisory on Marriage(s) beginning 20 May 2020 subject to GCQ Rules.

screening before entering the CRS outlet. Clients were also encouraged to file their applications for PSA-issued documents via online.

RSSO XI – CRS Outlet Accomplishes 62,044 Issuances for 2nd Quarter of 2020

Document Type	May	June	Total
Birth Certificate	8,651	37,092	45,743
Death Certificate	263	1,059	1,322
Marriage Certificate	1,532	5,522	7,054
Certificate of No Marriage (CeNoMar)	1,982	5,943	7,925
Total	12,428	49,616	62,044
<i>Number of CRD issuances, RSSO XI, 2nd Quarter 2020</i>			

Services Outlet of the Regional Statistical Services Office XI accomplished a total of 62,044 issuances comprised of Manual Authentication and Copy Issuance of Birth, Death, Marriage and CENOMAR. Due to the pandemic, the total issuances in 2nd quarter of 2020 were significantly lower as compared to 2nd quarter of 2019 (307,064 total issuances).

In the 2nd quarter of CY 2020, the Civil Registration

PSA 2020 2nd Quarter Surveys

The Philippine Statistics Authority continued its regular weekly, bi-weekly, monthly, and quarterly surveys despite the COVID-19 pandemic. For this year's second quarter, among the



Labor Force Survey (LFS) - is a nationwide quarterly survey of households conducted by the Philippine Statistics Authority (PSA) to gather data on the demographic and socio-economic characteristics of the population. The survey is designed to provide statistics on levels and trends of employment, unemployment and underemployment for the country, as a whole, and for each of the administrative regions;

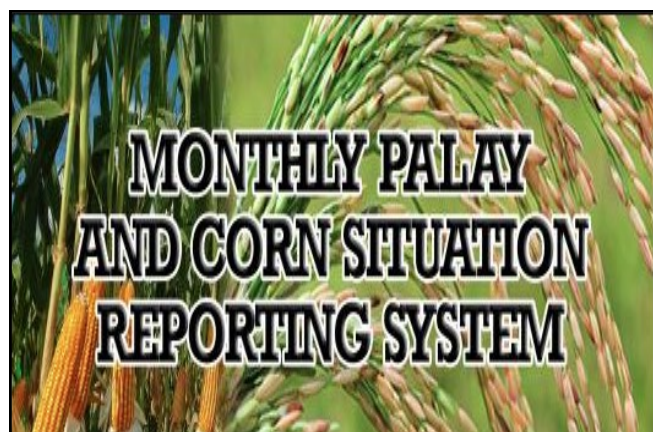
Total Population 15 Years Old and Over and Rates of Labor Force Participation, Employment Unemployment and Underemployment, by Region: April 2020 (In Percent)					
Region	Total Population 15 Years Old and Over (in '000)	Labor Force Participation Rate	Employment Rate	Unemployment Rate	Underemployment Rate
Philippines	73,722	55.6	82.3	17.7	18.9
National Capital Region (NCR)	9,944	54.2	87.7	12.3	10.2
Cordillera Administrative Region (CAR)	1,230	56.0	74.7	25.3	23.1
Region I (Ilocos Region)	3,554	60.8	77.7	22.3	20.7
Region II (Cagayan Valley)	2,443	59.6	84.4	15.6	17.5
Region III (Central Luzon)	8,590	51.9	72.7	27.3	12.4
Region IV-A (CALABARZON)	11,042	58.3	83.3	16.7	23.7
MIMAROPA Region	2,049	51.4	84.7	15.3	22.5
Region V (Bicol Region)	3,968	55.2	84.3	15.7	27.4
Region VI (Western Visayas)	5,430	56.1	86.3	13.7	10.9
Region VII (Central Visayas)	5,420	57.3	83.3	16.7	17.7
Region VIII (Eastern Visayas)	3,127	56.2	85.7	14.3	21.8
Region IX (Zamboanga Peninsula)	2,512	52.0	76.1	23.9	23.5
Region X (Northern Mindanao)	3,372	62.8	88.9	11.1	29.4
Region XI (Davao Region)	3,555	55.3	82.1	17.9	20.9
Region XII (SOCCSKSARGEN)	3,233	57.4	78.8	21.2	20.8
Region XIII (Caraga)	1,806	57.0	87.7	12.3	32.2
Bangsamoro Autonomous Region in Muslim Mindanao (BARMM)	2,448	41.1	70.2	29.8	7.8

Notes: Estimates for April 2020 are preliminary and may change.
Details may not add up to totals due to rounding.
Coverage of BARMM are still the areas belonging to ARMM.
Source: Philippine Statistics Authority, April 2020 Labor Force Survey



Palay and Corn Production Survey (PCPS) and Crop Production Survey (CrPS)

aim to generate statistics that will allow and guide farmers and policy-makers make appropriate decisions and interventions relative to supply, demand, stocks, production and inventory of palay, corn and other crops;



Monthly Palay and Corn Situation Reporting System (MPCSR)

aims to update the palay and corn forecasts for the current quarter based on standing crops and forecasts for the next quarter based on planting intentions;




Backyard Livestock and Poultry Survey (BLPS) and Commercial Livestock and Poultry Survey (CLPS)

aim to generate primary data on supply and disposition of animals from backyard farms (small hold raisers) and commercial farms, and be able to determine/ measure the performance of the livestock and poultry indus-



Farm Price Survey

aims to generate estimates on farm gate prices of major agricultural commodities, develop sets of price indices and to measure the purchasing power of growers of selected agricultural products, serve as input in analyzing the seasonal trends and variations in agricultural prices.



The conduct of 2020 Census of Population and Housing (CPH) which was originally scheduled in May of 2020 was moved to September 2020 due to COVID-19 pandemic.

EDITORIAL TEAM

Editor-in-Chief

Pepito D. Amoyen

Officer-in-charge

Managing Editor

Rosendo M. Aya-ay

Chief-SOCD

News Writer

Vendolf S. Agabilin

Circulation Artist

Josielito T. Carnecer

Lay-out Artist

Steven Ryan C. Albasin



PHILIPPINE STATISTICS AUTHORITY REGIONAL STATISTICAL SERVICES OFFICE 11

Ango Building, Cabaguio Ave., Davao City, Davao del Sur, Philippines 8000

Phone: 224-1140

Fax: 224-1140

E-mail: psaregion11@yahoo.com.ph

website : www.psa.gov.ph

<http://rssoll.psa.gov.ph/rull>