



REPUBLIC OF THE PHILIPPINES

REGIONAL STATISTICS COMMITTEE  
REGION XI - DAVAO REGION

**RSC XI Resolution No. 03  
Series of 2019**

**ENDORISING THE CORE REGIONAL SUSTAINABLE DEVELOPMENT GOAL  
INDICATORS TO THE PSA BOARD FOR APPROVAL AND ADOPTION**

**WHEREAS**, in the Earth Summit in 2012, the international community launched a process to develop a set of Sustainable Development Goals (SDGs), which built upon the Millennium Development Goals and converged with the post-2015 development agenda;

**WHEREAS**, for purposes of global and country monitoring of the progress of attainment of the SDGs and targets, the United Nations Inter-Agency Expert Group on SDG Indicators adopted 232 unique global indicators;

**WHEREAS**, the Philippine SDG team conducted a series of multi-sectoral assessment workshops of the SDG global indicators which resulted to the approval and adoption of the initial list of Philippine SDG indicators comprising 17 goals, 97 targets and 155 indicators through PSA Board Resolution no. 09, Series of 2017;

**WHEREAS**, recognizing the need to localize the monitoring of the SDGs, the PSA spearheaded three island cluster workshops participated by members of the Regional Statistics Committees (RSC) to assess the initial list of Philippine SDG indicators in terms of their availability at the regional and provincial levels;

**WHEREAS**, the PSA has found 72 Core Regional SDG Indicators (CoRe-SDGI) that are commonly available in all regions across the country that can be used in monitoring the SDGs at the local level;

**WHEREAS**, this Committee recommends to the PSA Board the approval and adoption of the 72 CoRe-SDGIs, as hereto attached, to facilitate sub-national comparisons and monitoring of the achievement of the SDGs;

**NOW, THEREFORE, BE IT RESOLVED AS IT IS HEREBY RESOLVED**, that this Committee endorse to the PSA Board the 72 CoRe-SDGIs for its approval and adoption;

**RESOLVED FURTHER**, that a copy of this Resolution be furnished to the PSA Board and concerned agencies for information and appropriate action;


**APPROVED UNANIMOUSLY**, this 27th day of February 2019, in Davao City.




REPUBLIC OF THE PHILIPPINES

REGIONAL STATISTICS COMMITTEE  
REGION XI - DAVAO REGION

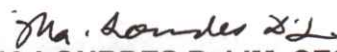
Certified correct:

  
**ROSENDO M. AYA-AY**  
Secretary, RSC XI and  
SOCD Chief, PSA XI

Attested:

  
**RUBEN D. ABARO, JR.**  
Vice-Chairperson, RSC XI and  
OIC-Regional Director, PSA XI

Approved:

  
**MARIA LOURDES D. LIM, CESO II**  
Chairperson, RSC XI and  
Regional Director, NEDA XI

**Initial List of Proposed Core Regional SDG Indicators**

Goal	Target	Possible Source	Core-Is Indicator (1 - Yes/ 0 - No)	Availability across 15 Regions
<b>Goal 1. End poverty in all its forms everywhere</b>				
1.2: By 2030, reduce at least by half the proportion of men, women and children of all ages living in poverty in all its dimensions according to national definitions	1.2.1 Proportion of population living below the national poverty line	Official Poverty Statistics, PSA	1	93.75%
1.4: By 2030, ensure that all men and women, in particular the poor and the vulnerable, have equal rights to economic resources, as well as access to basic services, ownership and control over land and other forms of property, inheritance, natural resources, appropriate new technology and financial services, including microfinance	1.4.1p1 Percentage of women ages 15-49 with a live birth in the five years preceding the survey who received antenatal care, delivery assistance, and postnatal care from health personnel for the most recent birth	NDHS	0	87.50%
	1.4.1p2 Percentage of all women and currently married women ages 15-49 who have ever used any contraceptive methods	NDHS	0	87.50%
	1.4.1p3 Percentage of population that visited a health facility or sought advice or treatment in the 30 days preceding the survey	NDHS	0	68.75%
	1.4.1p4 Net Enrolment Rate in kindergarten	EBEIS	1	87.50%
	1.4.1p5 Net Enrolment Rate in elementary	EBEIS	1	87.50%
	1.4.1p6 Net Enrolment Rate in secondary education	EBEIS	1	87.50%
	1.4.1p7 Proportion of families with access to safe water supply	FIES	0	87.50%
	1.4.1p8 Proportion of families with sanitary toilet	FIES	0	87.50%
	1.4.1p9 Proportion of families with owned or owner-like possession of housing units	FIES	0	81.25%
	1.4.2p1 Proportion of families with access to secure tenure	FIES	0	87.50%
1.5: By 2030, build the resilience of the poor and those in vulnerable situations and reduce their exposure and vulnerability to climate-related extreme events and other economic, social and environmental shocks and disasters	1.5.1 Number of deaths, missing persons and directly affected persons attributed to disasters per 100,000 population	OCD	0	93.75%
	1.5.4 Proportion of local governments that adopt and implement local disaster risk reduction strategies in line with national disaster risk reduction strategies	OCD	0	75.00%
<b>Goal 2. End hunger, achieve food security and improved nutrition and promote sustainable agriculture</b>				
2.1: By 2030, end hunger and ensure access by all people, in particular the poor and people in vulnerable situations, including infants, to safe, nutritious and sufficient food all year round	2.1.1p1 Proportion of households meeting 100% recommended energy intake	NNS	0	75.00%
2.2: By 2030, end all forms of malnutrition, including achieving, by 2025, the internationally agreed targets on stunting and wasting in children under 5 years of age, and address the nutritional needs of adolescent girls, pregnant and lactating women and older persons	2.2.1 Prevalence of stunting (height for age <-2 standard deviation from the median of the World Health Organization (WHO) Child Growth Standards) among children under 5 years of age	NNS	0	81.25%
	2.2.2 Prevalence of malnutrition (weight for height >+2 or <-2 standard deviation from the median of the WHO Child Growth Standards) among children under 5 years of age, by type (wasting and overweight)	NNS	0	75.00%
	2.2.2.1 Prevalence of malnutrition for children under 5 years <-2 SD from the median of the WHO CGS (wasting)	NNS	0	81.25%
	2.2.2.2 Prevalence of malnutrition for children under 5 years <+2 SD from the median of the WHO CGS (overweight)	NNS	0	75.00%
	2.2.s1 Prevalence of micronutrient deficiencies (Vit. A, Iron)	NNS	0	81.25%
	2.2.s2 Prevalence of exclusive breastfeeding	NNS	0	87.50%
<b>Goal 3. Ensure healthy lives and promote well-being for all at all ages</b>				
3.1: By 2030, reduce the global maternal mortality ratio to less than 70 per 100,000 live births	3.1.2 Proportion of births attended by skilled health personnel	NDHS	1	100.00%
	3.1.s1 Proportion of births delivered in a health facility	NDHS	0	93.75%

**Initial List of Proposed Core Regional SDG Indicators**

Goal	Target	Possible Source	Core-Is Indicator (1 - Yes/ 0 - No)	Availability across 15 Regions
3.2: By 2030, end preventable deaths of newborns and children under 5 years of age, with all countries aiming to reduce neonatal mortality to at least as low as 12 per 1,000 live births and under-5 mortality to at least as low as 25 per 1,000 live births	3.2.1 Under-five mortality rate	NDHS	1	100.00%
	3.2.2 Neonatal mortality rate	NDHS	0	100.00%
	3.2.s1 Infant Mortality Rate	NDHS	1	93.75%
3.3: By 2030, end the epidemics of AIDS, tuberculosis, malaria and neglected tropical diseases and combat hepatitis, water-borne diseases and other communicable diseases	3.3.1.p1 Number of new HIV infections (newly diagnosed cases/year)	DOH	0	93.75%
	3.3.2 Tuberculosis incidence per 100,000 population	DOH	0	100.00%
	3.3.3 Malaria incidence per 100,000 population	DOH	0	93.75%
3.4: By 2030, reduce by one third premature mortality from non-communicable diseases through prevention and treatment and promote mental health and well-being	3.4.1 Mortality rate attributed to cardiovascular disease, cancer, diabetes or chronic respiratory disease	CRVS	0	93.75%
3.6: By 2020, halve the number of global deaths and injuries from road traffic accidents	3.6.1 Death rate due to road road traffic accidents per 100,000 population	CRVS	0	87.50%
3.7: By 2030, ensure universal access to sexual and reproductive health-care services, including for family planning, information and education, and the integration of reproductive health into national strategies and programmes	3.7.1 Proportion of women of reproductive age (aged 15-49 years) who have their need for family planning satisfied [provided] with modern methods	NDHS	0	100.00%
	3.7.2 Adolescent birth rate (aged 10-14 years; aged 15-19 years) per 1,000 women in that age group	NDHS	0	93.75%
	3.7s1 Contraceptive Prevalence Rate	NDHS	1	93.75%
3.8: Achieve universal health coverage, including financial risk protection, access to quality essential health-care services and access to safe, effective, quality and affordable essential medicines and vaccines for all	3.8s1 Percent of population covered by the social health insurance	PhilHealth	0	75.00%
3.9: By 2030, substantially reduce the number of deaths and illnesses from hazardous chemicals and air, water and soil pollution and contamination	3.9.3 Mortality rate attributed to unintentional poisoning	CRVS	0	50.00%
3.a: Strengthen the implementation of the World Health Organization Framework Convention on Tobacco Control in all countries, as appropriate.	3.a.s1 Prevalence of current tobacco use	NNS	0	50.00%
3.b: Support the research and development of vaccines and medicines for the communicable and non-communicable diseases that primarily affect developing countries, provide access to affordable essential medicines and vaccines, in accordance with the Doha Declaration on the TRIPS Agreement and Public Health, which affirms the right of developing countries to use to the full the provisions in the Agreement on Trade-Related Aspects of Intellectual Property Rights regarding flexibilities to protect public health, and, in particular, provide access to medicines for all	3.b.1p1 Proportion of Fully Immunized Children	DOH	1	81.25%
<b>Goal 4. Ensure inclusive and equitable quality education and promote lifelong learning opportunities for all</b>				
4.1: By 2030, ensure that all girls and boys complete free, equitable and quality primary and secondary education leading to relevant and effective learning outcomes	4.1.s1 Completion Rate	EBEIS	1	81.25%
	4.1.s2 Cohort Survival Rate	EBEIS	1	81.25%
	4.1.s3 Dropout Rate or School Leavers Rate	EBEIS	1	81.25%
4.2: By 2030, ensure that all girls and boys have access to quality early childhood development, care and pre-primary education so that they are ready for primary education	4.2.2 Participation rate in organized learning (one year before the official primary entry age), by sex	EBEIS	1	68.75%
4.3: By 2030, ensure equal access for all women and men to affordable and quality technical, vocational and tertiary education, including university	4.3.s1 Net Enrolment Rate in elementary education	EBEIS	1	87.50%
	4.3.s2 Net Enrolment Rate in secondary education	EBEIS	1	87.50%
	4.3.s3 Passing rate in licensure exam (higher education)	PRC, MARINA, Supreme Court	0	50.00%

**Initial List of Proposed Core Regional SDG Indicators**

Goal	Target	Possible Source	Core-Is Indicator (1 - Yes/ 0 - No)	Availability across 15 Regions
	4.3.s4 Certification rate (Technical-Vocational Education and Training (TVET))	TESDA	0	75.00%
4.4: By 2030, substantially increase the number of youth and adults who have relevant skills, including technical and vocational skills, for employment, decent jobs and entrepreneurship	4.4.1p1 Proportion of population with exposure to internet	FLEMMS	0	62.50%
4.5: By 2030, eliminate gender disparities in education and ensure equal access to all levels of education and vocational training for the vulnerable, including persons with disabilities, indigenous peoples and children in vulnerable situations	4.5.1 Parity indices (female/male) for all education indicators on this list that can be disaggregated	Gender Parity (DepEd, CHED)	0	62.50%
4.c: By 2030, substantially increase the supply of qualified teachers, including through international cooperation for teacher training in developing countries, especially least developed countries and small island developing States	4.c.s2 Number of Technical-Vocational Education and Training (TVET) trainers trained	TESDA	0	81.25%
<b>Goal 5. Achieve gender equality and empower all women and girls</b>				
5.1: End all forms of discrimination against all women and girls everywhere.	5.2.s1 Number of reported gender-based violence cases (includes e-VAW)	PNP	0	81.25%
5.2: Eliminate all forms of violence against all women and girls in the public and private spheres, including trafficking and sexual and other types of exploitation.	5.2.s2 Number of reported abuse cases for women and children	PNP	0	81.25%
	5.2.s3 Number of cases served by Department of Social Welfare and Development (DSWD) on violence against women and child abuse	DSWD	0	75.00%
5.5: Ensure women's full and effective participation and equal opportunities for leadership at all levels of decision-making in political, economic and public life.	5.5.1 Proportion of seats held by women in (a) national parliaments and (b) local governments	COMELEC	0	93.75%
	5.5.2 Proportion of women in managerial positions	CSC	0	93.75%
<b>Goal 7. Ensure access to affordable, reliable, sustainable and modern energy for all</b>				
7.1: By 2030, ensure universal access to affordable, reliable and modern energy services	7.1.1 Proportion of population with access to electricity	DOE	0	68.75%
<b>Goal 8. Promote sustained, inclusive and sustainable economic growth, full and productive employment and decent work for all</b>				
8.1 Sustain per capita economic growth in accordance with national circumstances and, in particular, at least 7 per cent gross domestic product growth per annum in the least developed countries	8.1.1 Annual growth rate of real GRDP per capita	NAP, PSA	0	93.75%
8.2 Achieve higher levels of economic productivity through diversification, technological upgrading and innovation, including through a focus on high-value added and labour-intensive sectors	8.2.1 Annual growth rate of real GRDP per employed person	NAP/LFS, PSA	0	87.50%
8.5: By 2030, achieve full and productive employment and decent work for all women and men, including for young people and persons with disabilities, and equal pay for work of equal value	8.5.2 Unemployment rate	LFS	1	87.50%
8.6: By 2020, substantially reduce the proportion of youth not in employment, education or training	8.6.1 Proportion of youth (aged 15-24 years) not in education, employment or training	LFS	0	87.50%
8.8: Protect labour rights and promote safe and secure working environments for all workers, including migrant workers, in particular women migrants, and those in precarious employment	8.8.1 Frequency rates of fatal and non-fatal occupational injuries, by sex	ISLE	0	68.75%
<b>Goal 9. Build resilient infrastructure, promote inclusive and sustainable industrialization and foster innovation</b>				
9.1 Develop quality, reliable, sustainable and resilient infrastructure, including regional and trans-border infrastructure, to support economic development and human well-being, with a focus on affordable and equitable access for all	9.1.2 Passenger and freight volumes, by mode of transport	DOTr	0	81.25%

**Initial List of Proposed Core Regional SDG Indicators**

Goal	Target	Possible Source	Core-Is Indicator (1 - Yes/ 0 - No)	Availability across 15 Regions
9.2 Promote inclusive and sustainable industrialization and, by 2030, significantly raise industry's share of employment and gross domestic product, in line with national circumstances, and double its share in least developed countries	9.2.1 Manufacturing value added as a proportion of GRDP and per capita	NAP	0	81.25%
	9.2.2 Manufacturing employment as a proportion of total employment	LFS	0	87.50%
<b>Goal 10. Reduce inequality within and among countries</b>				
10.1 By 2030, progressively achieve and sustain income growth of the bottom 40 per cent of the population at a rate higher than the national average	10.1.1 Growth rates of household expenditure or income per capita among the bottom 40 per cent of the population and the total population	FIES	0	68.75%
10.2 By 2030, empower and promote the social, economic and political inclusion of all, irrespective of age, sex, disability, race, ethnicity, origin, religion or economic or other status	10.2.1 Proportion of people living below 50 per cent of median income	FIES	0	50.00%
<b>Goal 11. Make cities and human settlements inclusive, safe, resilient and sustainable</b>				
11.1: By 2030, ensure access for all to adequate, safe and affordable housing and basic services and upgrade slums	11.1.1 p1 Proportion of urban population living who are informal settlers	FIES/CPH/ PopCen	0	25.00%
11.5 By 2030, significantly reduce the number of deaths and the number of people affected and substantially decrease the direct economic losses relative to global gross domestic product caused by disasters, including water-related disasters, with a focus on protecting the poor and people in vulnerable situations	11.5.1 Number of deaths, missing persons and directly affected persons attributed to disasters per 100,000 population	OCD	0	93.75%
11.b By 2020, substantially increase the number of cities and human settlements adopting and implementing integrated policies and plans towards inclusion, resource efficiency, mitigation and adaptation to climate change, resilience to disasters, and develop and implement, in line with the Sendai Framework for Disaster Risk Reduction 2015-2030, holistic disaster risk management at all levels	11.b.2 Proportion of local governments that adopt and implement local disaster risk reduction strategies in line with national disaster risk reduction strategies	OCD	0	68.75%
<b>Goal 13. Take urgent action to combat climate change and its impacts</b>				
13.1 Strengthen resilience and adaptive capacity to climate-related hazards and natural disasters in all countries	13.1.1 Number of deaths, missing persons and directly affected persons attributed to disasters per 100,000 population	OCD	0	68.75%
	13.1.3 Proportion of local governments that adopt and implement local disaster risk reduction strategies in line with national disaster risk reduction strategies	OCD	0	56.25%
<b>Goal 14. Conserve and sustainably use the oceans, seas and marine resources for sustainable development</b>				
14.5: By 2020, conserve at least 10 per cent of coastal and marine areas, consistent with national and international law and based on the best available scientific information	14.5.1 Coverage of protected areas in relation to marine areas	DENR	0	62.50%
<b>Goal 16. Promote peaceful and inclusive societies for sustainable development, provide access to justice for all and build effective, accountable and inclusive institutions at all levels</b>				
16.1: Significantly reduce all forms of violence and related death rates everywhere	16.1.s1 Number of murder cases	PNP	0	87.50%
	16.1.s2 Monthly average index crime rate	PNP	0	87.50%
16.9: By 2030, provide legal identity for all, including birth registration	16.9.1 Proportion of children under 5 years of age whose births have been registered with a civil authority, by age	PSA	0	93.75%
<b>Goal 17. Strengthen the means of implementation and revitalize the Global Partnership for Sustainable Development</b>				
17.8 Fully operationalize the technology bank and science, technology and innovation capacity-building mechanism for least developed countries by 2017 and enhance the use of enabling technology, in particular information and communications technology	17.8.1 Proportion of individuals using the Internet	FLEMMS	0	62.50%