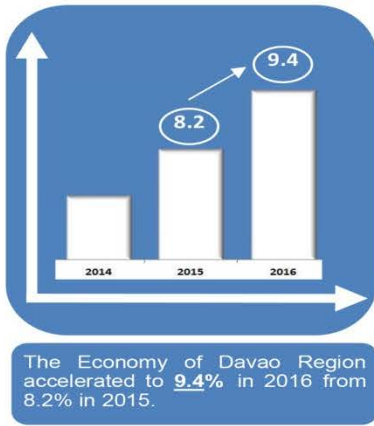


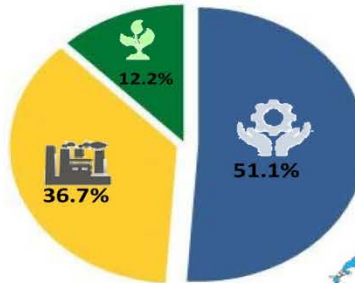
2016 Davao Region's Gross Regional Domestic Product (GRDP)

INF201710-R11-05

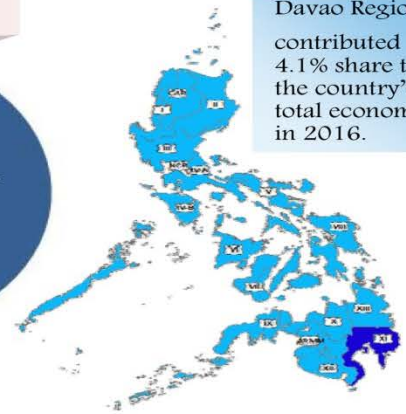
Gross Regional Domestic Product (GRDP) measures the economic performance of a region. It covers the value of goods and services produced in the region. GRDP is usually reported in terms of growth rate and expressed in real terms or at constant prices. Growth rate shows if the economy grows faster (accelerated) or slower (decelerated) or decline (contracted) compared to the previous period.



More than half or 51.1% of the region's economy is dominated by the Service sector!



Davao Region contributed 4.1% share to the country's total economy in 2016.



Agriculture, Hunting, Forestry & Fishing

declined by 1.3% in 2016 from 1.4% in 2015

Agriculture, Hunting & Forestry declined by 1.3% in 2016 from 1.1% in 2015

Fishing declined by 0.9% in 2016 from 6.8% in 2015

Industry Sector

accelerated to 16.5% in 2016 from 12.2% in 2015

Mining & Quarrying slower by 15.7% in 2016 from 25.6% in 2015

Manufacturing decelerated to 11.2% in 2016 from 12.4% in 2015

Construction increased by 25.8% in 2016 from 10.2% in 2015

Electricity, Gas and Water Supply accelerated to 44.5% in 2016 from 16.1% in 2015

Service Sector

sustained its 7.4% growth in 2015

Transportation, Storage & Communication decelerated to 6.4% in 2016 from 9.4% in 2015

Trade & Repair of Motor Vehicles, Motorcycles, Personal & Household Goods accelerated to 7.5% in 2016 from 7.4% in 2015

Financial Intermediation accelerated to 10.2% in 2016 from 5.5% in 2015

Real Estate, Renting & Business Activities slower by 10.2% in 2016 from 5.5% in 2015

Public Administration & Defense; Compulsory Social Security accelerated to 5.1% in 2016 from 2.6% in 2015

Other Services decelerated to 7.9% in 2016 from 8.2% in 2015

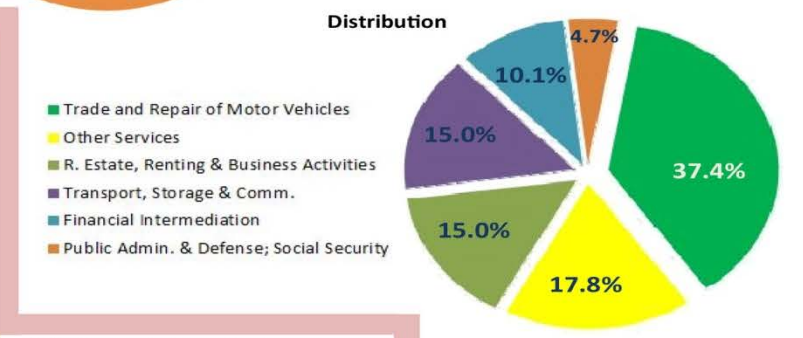
Distribution

| Sector | Percentage (%) |
|---------------------------------|----------------|
| Agriculture, Hunting & Forestry | 94.8% |
| Fishing | 5.2% |

Distribution

| Sub-Sector | Percentage (%) |
|-----------------------------------|----------------|
| Electricity, Gas and Water Supply | 63.3% |
| Construction | 29.6% |
| Manufacturing | 4.4% |
| Mining and Quarrying | 2.7% |

Rank of Region XI
 in terms of
 Economic Growth Rate
 2012 - 2016



Philippine Statistics Authority
 Regional Statistical Services Office XI
 Statistical Operations and Coordination Division (SOCD)

Contact Information:
EDDIE E. NASOL
 Regional Director

(082) 221 8 (082) 221 8668 psaregion11@yahoo.com.ph
 (082) 227 3576 rso11.psa.gov.ph