




# DAVAO OCCIDENTAL QUICKSTAT MARCH 2024

Reference Number: QS-24RSSO11-86-04



## Indicators

## Reference Period and Data

### ECONOMIC STATISTICS

#### Provincial Gross Domestic Product

	2022	2021	2020
At Constant 2018 Prices	37,904,162.08	35,406,989.14	33,274,383.49

#### Price Indices (2018=100)

	March 2024	February 2024	March 2023
Consumer Price Index	127.5	127.7	119.3
Inflation Rate (Year-on-Year )	6.9	7.0	8.2
Purchasing Power of the Peso	0.78	0.78	0.84

#### Commodity Group

	March 2024	February 2024	March 2023
Food and non-alcoholic beverages	129.6	130.7	116.4
Alcoholic beverages and tobacco	209.1	208.9	184.1
Clothing and Footwear	117.5	116.3	113.4
Housing, water, electricity, gas and other fuels	122.6	121.8	130.5
Furnishing, household equipment & routine maintenance of the household maintenance	115.3	114.4	113.4
Health	115.3	115.5	113.9
Transport	120.5	119.7	117.2
Information and communication	100.7	100.7	100.4
Recreation, sport and culture	145.3	145.1	134.3
Education services	112.9	112.9	108.9
Restaurants and accommodation services	143.5	139.4	119.0
Financial services	145.6	145.6	148.2
Personal care and miscellaneous goods and services	100.4	100.4	100.4

#### Price Indices (2018=100) Bottom 30% Income Households

	March 2024	February 2024	March 2023
Consumer Price Index	127.2	127.6	118.1
Inflation Rate (Year-on-Year )	7.7	7.8	10.6
Purchasing Power of the Peso	0.78	0.78	0.84

#### Commodity Group

	March 2024	February 2024	March 2023
Food and non-alcoholic beverages	127.3	128.8	113.2
Alcoholic beverages and tobacco	221.1	221.1	192.1
Clothing and Footwear	116.2	115.3	112.3
Housing, water, electricity, gas and other fuels	122.2	120.4	136.8
Furnishing, household equipment & routine maintenance of the household maintenance	117.5	116.3	115.1
Health	116.6	116.7	114.0
Transport	115.7	119.4	115.7
Information and communication	100.7	100.7	100.4
Recreation, sport and culture	149.6	149.4	137.7
Education services	110.5	110.5	110.5
Restaurants and accommodation services	147.8	143.0	119.9
Financial services	163.6	163.6	163.6
Personal care and miscellaneous goods and services	100.4	100.4	100.4

### Agriculture Statistics

#### Major Agricultural Crops


Palay	Q4 2023	Q3 2023	Q4 2022
Volume Production (in metric tons)	625.26	574.34	583.09
Irrigated Palay	509.76	372.49	474.05
Rainfed Palay	115.50	201.85	109.04

Corn	Q4 2023	Q3 2023	Q4 2022
Volume Production (in metric tons)	14,475.44	10,313.30	13,636.08
White Corn	13,826.84	8,494.14	13,060.12
Yellow Corn	648.60	1,819.16	575.96



# DAVAO OCCIDENTAL QUICKSTAT MARCH 2024

Reference Number: QS-24RSSO11-86-04




Indicators	Reference Period and Data		
<b>Fisheries</b>	<b>Q4 2023</b>	<b>Q3 2023</b>	<b>Q4 2022</b>
Total Volume of Production (in metric tons)	3,092.99	2,739.94	8,657.92
<b>Commercial</b>			
Volume of Production (in metric tons)	83.94	58.88	106.91
<b>Municipal</b>			
Volume of Production (in metric tons)	2,316.01	2,248.33	4,121.56
<b>Marine Municipal</b>			
Volume of Production (in metric tons)	2,315.90	2,248.21	4,121.32
<b>Inland Municipal</b>			
Volume of Production (in metric tons)	0.11	0.12	0.24
<b>Aquaculture</b>			
Volume of Production (in metric tons)	693.04	432.74	4,429.45
<b>Livestock</b>	<b>1 Oct 2023</b>	<b>1 July 2023</b>	<b>1 Oct 2022</b>
Inventory by Animal Type			
<b>Carabao</b>	1,238	1,210	1,231
<b>Cattle</b>	9,703	9,851	8,337
<b>Goat</b>	13,454	13,495	14,205
<b>Swine</b>	36,175	34,969	29,125
<b>Poultry</b>	<b>1 Oct 2023</b>	<b>1 July 2023</b>	<b>1 Oct 2022</b>
Inventory by Bird Type			
<b>Chicken</b>	449,355	327,396	317,733
Broiler	50,292	17,972	24,632
Layer	8,821	7,134	7,655
Native/Improved	390,242	302,290	285,446
<b>Duck</b>			
Total Inventory	19,465	18,980	15,901
<b>SOCIAL STATISTICS</b>			
<b>Labor and Employment</b>	<b>2022<sup>P</sup></b>	<b>2021</b>	<b>2020</b>
<b>Labor Force</b> (in thousands)	147.00	130.00	136.54
Labor Force Participation Rate	62.90	56.60	61.00
Employment Rate	98.10	96.00	96.40
Unemployment Rate	1.90	4.00	3.60
Underemployment Rate	25.00	24.20	26.80
<b>Poverty Statistics</b>	<b>2023<sup>P</sup></b>	<b>2021</b>	<b>2018</b>
First Semester per capita threshold (In pesos)	13,844	12,834	12,669
First Semester Poverty incidence among families (In percent)	24.4	31.7	37.7
First Semester Magnitude of poor families (In thousands)	20.96	26.65	31.42
First Semester Poverty incidence among population (In percent)	32.80	40.1	47.3
First Semester Magnitude of poor population (In thousands)	114.70	137.37	276.7
First Semester per capita food threshold (In pesos)	9,636.00	8,962	8,831
First Semester Subsistence incidence among families (In percent)	8.40	14.0	16.2
First Semester Magnitude of subsistence poor families (in thousand)	7.22	11.75	13.45
First Semester Subsistence incidence among population (In percent)	13.20	19.4	22.8
First Semester Magnitude of subsistence poor population (in thousand)	46.27	66.60	133.3
<b>Demography</b>			
<b>Household Population, Number of Households, and Average Household Size by</b>	<b>Household</b>	<b>Number of</b>	<b>Average</b>
Davao Occidental	316,907	78,185	4.1
Don Marcelino	45,531	11,271	4.0
Jose Abad Santos (Trinidad)	73,345	17,001	4.3
Malita (Capital)	118,001	29,489	4.0
Santa Maria	57,516	14,706	3.9
Sarangani	22,514	5,718	3.9





# DAVAO OCCIDENTAL QUICKSTAT MARCH 2024

Reference Number: QS-24RSSO11-86-04



## Indicators

## Reference Period and Data

### Household Population by Age Group and Sex: 2020

	Total	Male	Female
Total	316,907	164,321	152,586
0 - 4	38,121	19,613	18,508
5 - 9	39,373	20,129	19,244
10 - 14	38,761	19,744	19,017
15 - 19	31,969	16,340	15,629
20 - 24	26,767	13,886	12,881
25 - 29	23,679	12,381	11,298
30 - 34	21,848	11,794	10,054
35 - 39	18,499	10,043	8,456
40 - 44	16,860	9,000	7,860
45 - 49	15,533	8,284	7,249
50 - 54	12,662	6,574	6,088
55 - 59	10,323	5,590	4,733
60 - 64	8,706	4,400	4,306
65 - 69	5,876	2,934	2,942
70 - 74	3,542	1,706	1,836
75 - 79	1,955	899	1,056
80 years and over	2,433	1,004	1,429

### Vital Statistics

	2022	2021	2020
<b>Registered births**</b>	<b>1,973</b>	<b>1,818</b>	<b>2,068</b>
Male	973	914	1,118
Female	1,000	904	950
<b>Registered deaths</b>	<b>1,460</b>	<b>1,636</b>	<b>1,090</b>
Male	848	941	647
Female	612	695	443
<b>Registered marriages</b>	<b>1059</b>	<b>857</b>	<b>1,024</b>

\*\* Usual Residence of the Mother

Preliminary as of 31 July 2023

### ACRONYM

PSA - Philippine Statistics Authority

PopCen- Census of Population

CPH - Census of Population and Housing

LFS - Labor Force Survey

### DEFINITION OF TERMS

**Gross Domestic Product (GDP)** - is a comprehensive measure of economic activity. It measures the value of all final goods and services produced within the economy in a given period of time

**Poverty Incidence**- the proportion of families/individuals with per capita income/expenditure less than the per capita poverty threshold to the total number of families/individuals

**Consumer Price Index (CPI)** - is a measure of change in the average retail prices of a fixed basket of commodities or goods and services commonly purchased by the households relative to a base year or base period

**Subsistence incidence**- the proportion of families/individuals with per capita income less than the per capita food threshold to the total number of

**Inflation Rate** - the annual rate of change or the year-on-year change of the CPI expressed in percent

**APPROVED FOR RELEASE:**

**Purchasing Power of Peso** – a measure of the value of the peso in each period relative to a chosen reference period

**JESSIE A. MADULIN**  
 Chief Statistical Specialist  
 Provincial Statistical Office - Davao Occidental

**Labor Force Participation Rate** - proportion of total labor force to the total household population 15 years and over.

**Employment Rate** - proportion of employed persons to the total labor force.

  
 KRGA

**Unemployment Rate** - proportion of unemployed persons to the total labor force.

**Underemployment Rate** - proportion of underemployed persons to total employed persons.



Baby E.C. Building 3, National Highway,  
 Poblacion, Malita, Davao Occidental



davaooccidental@psa.gov.ph



/PSADavaoOcc



(082) 237 - 4675