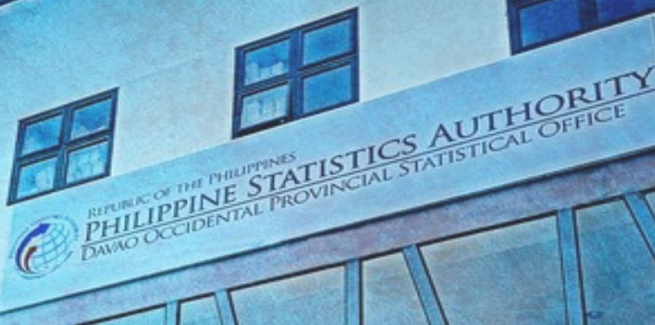




# DAVAO OCCIDENTAL QUICKSTAT FEBRUARY 2025

Reference Number: QS-25RSSO11-86-03



## Indicators

## Reference Period and Data

### ECONOMIC STATISTICS

Provincial Gross Domestic Product	2023	2022	2021
At Current Prices	47,332,822.40	43,463,409.60	38,740,714.47
At Constant 2018 Prices	39,671,003.22	37,907,219.94	35,406,989.14

Price Indices (2018=100)	February 2025	January 2025	February 2024
Consumer Price Index	127.3	127.7	127.7
Inflation Rate (Year-on-Year )	-0.3	1.6	7.0
Purchasing Power of the Peso	0.79	0.78	0.78

Commodity Group	February 2025	January 2025	February 2024
Food and non-alcoholic beverages	122.6	123.9	130.7
Alcoholic beverages and tobacco	213.4	210.7	208.9
Clothing and Footwear	124.8	124.6	116.3
Housing, water, electricity, gas and other fuels	137.4	137.4	121.8
Furnishing, household equipment & routine maintenance of the household maintenance	121.7	121.7	114.4
Health	120.3	117.6	115.5
Transport	118.3	117.5	119.7
Information and communication	100.7	100.7	100.7
Recreation, sport and culture	163.4	159.4	145.1
Education services	112.6	112.6	112.9
Restaurants and accommodation services	163.0	161.5	139.4
Financial services	145.6	145.6	145.6
Personal care and miscellaneous goods and services	100.4	100.4	100.4

Price Indices (2018=100) Bottom 30% Income Households	February 2025	January 2025	February 2024
Consumer Price Index	122.8	123.6	127.6
Inflation Rate (Year-on-Year )	-3.8	-1.2	7.8

Commodity Group	February 2025	January 2025	February 2024
Food and non-alcoholic beverages	118.9	120.6	128.8
Alcoholic beverages and tobacco	225.2	222.4	221.1
Clothing and Footwear	121.3	121.2	115.3
Housing, water, electricity, gas and other fuels	120.0	119.7	120.4
Furnishing, household equipment & routine maintenance of the household maintenance	125.7	125.4	116.3
Health	122.1	118.2	116.7
Transport	117.2	116.6	119.4
Information and communication	100.7	100.7	100.7
Recreation, sport and culture	169.3	164.9	149.4
Education services	110.5	110.5	110.5
Restaurants and accommodation services	170.8	168.9	143.0
Financial services	163.6	163.6	163.6
Personal care and miscellaneous goods and services	100.4	100.4	100.4

### Agriculture Statistics

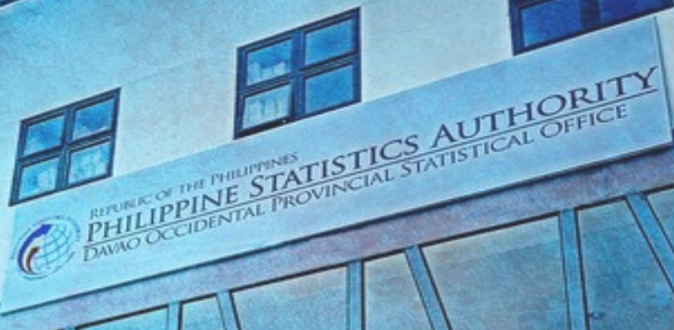
#### Major Agricultural Crops

Palay	Q4 2024	Q3 2024	Q4 2023
Volume Production (in metric tons)	711.93	514.67	625.26
Irrigated Palay	609.96	362.27	509.76
Rainfed Palay	101.97	152.40	115.50
Corn	Q4 2024	Q3 2024	Q4 2023
Volume Production (in metric tons)	15,911.04	11,765.84	14,475.44
White Corn	15,176.00	9,557.00	13,826.84
Yellow Corn	735.04	2,208.84	648.60



# DAVAO OCCIDENTAL QUICKSTAT FEBRUARY 2025

Reference Number: QS-25RSSO11-86-03



Indicators	Reference Period and Data		
	Q4 2024	Q3 2024	Q4 2023
<b>Fisheries</b>			
Total Volume of Production (in metric tons)	2,673.18	2,739.94	2,739.95
<b>Commercial</b>			
Volume of Production (in metric tons)	33.34	31.96	58.88
<b>Municipal</b>			
Volume of Production (in metric tons)	1,677.68	1,954.88	2,248.33
<b>Marine Municipal</b>			
Volume of Production (in metric tons)	1,677.58	1,954.74	2,248.21
<b>Inland Municipal</b>			
Volume of Production (in metric tons)	0.10	0.14	0.12
<b>Aquaculture</b>			
Volume of Production (in metric tons)	962.17	1,253.55	432.74
<i>Note: Details may not add up due to rounding</i>			
<b>Livestock</b>	<b>1 Jan 2025</b>	<b>1 Oct 2024</b>	<b>1 Jan 2024</b>
Inventory by Animal Type			
<b>Carabao</b>	1,152	1,209	1,258
<b>Cattle</b>	9,440	9,455	9,554
<b>Goat</b>	12,010	13,015	13,830
<b>Swine</b>	31,805	35,082	35,732
<b>Poultry</b>	<b>1 Jan 2025</b>	<b>1 Oct 2024</b>	<b>1 Jan 2024</b>
Inventory by Bird Type			
<b>Chicken</b>	402,495	423,558	501,832
Broiler	57,699	35,901	64,108
Layer	11,656	11,904	8,446
Native/Improved	303,651	360,669	411,426
Gamefowl	29,489	15,084	17,852
<b>Duck</b>			
Total Inventory	22,550	22,870	19,475
<b>SOCIAL STATISTICS</b>			
<b>Labor and Employment</b>	<b>2023<sup>P</sup></b>	<b>2022</b>	<b>2021</b>
<b>Labor Force</b> (in thousands)	172.00	147.21	129.79
Labor Force Participation Rate	71.90	62.90	56.60
Employment Rate	98.00	98.10	96.00
Unemployment Rate	2.00	1.90	4.00
Underemployment Rate	5.60	25.00	24.20
<b>Poverty Statistics</b>	<b>2023<sup>P</sup></b>	<b>2021</b>	<b>2018</b>
First Semester per capita threshold (In pesos)	13,844	12,834	12,669
First Semester Poverty incidence among families (In percent)	24.4	31.7	37.7
First Semester Magnitude of poor families (In thousands)	20.96	26.65	31.42
First Semester Poverty incidence among population (In percent)	32.80	40.1	47.3
First Semester Magnitude of poor population (In thousands)	114.70	137.37	276.7
First Semester per capita food threshold (In pesos)	9,636.00	8,962	8,831
First Semester Subsistence incidence among families (In percent)	8.40	14.0	16.2
First Semester Magnitude of subsistence poor families (in thousand)	7.22	11.75	13.45
First Semester Subsistence incidence among population (In percent)	13.20	19.4	22.8
First Semester Magnitude of subsistence poor population (in thousand)	46.27	66.60	133.3
<b>Demography</b>			
<b>Household Population, Number of Households, and Average Household Size by Province and Municipality: 2020</b>	<b>Household Population</b>	<b>Number of Households</b>	<b>Average Household Size</b>
Davao Occidental	316,907	78,185	4.1
Don Marcelino	45,531	11,271	4.0
Jose Abad Santos (Trinidad)	73,345	17,001	4.3
Malita (Capital)	118,001	29,489	4.0
Santa Maria	57,516	14,706	3.9
Sarangani	22,514	5,718	3.9

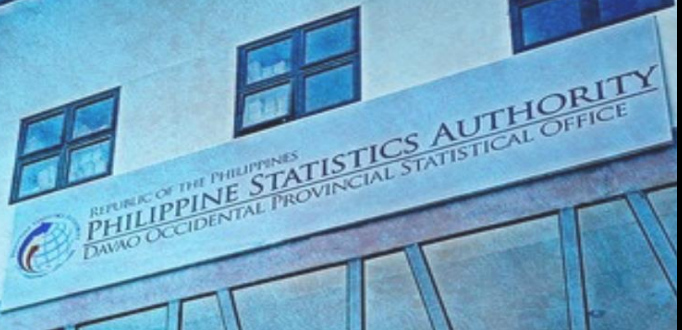






# DAVAO OCCIDENTAL QUICKSTAT FEBRUARY 2025

Reference Number: QS-25RSSO11-86-03



Indicators	Reference Period and Data		
<b>Household Population by Age Group and Sex: 2020</b>	<b>Total</b>	<b>Male</b>	<b>Female</b>
Total	316,907	164,321	152,586
0 - 4	38,121	19,613	18,508
5 - 9	39,373	20,129	19,244
10 - 14	38,761	19,744	19,017
15 - 19	31,969	16,340	15,629
20 - 24	26,767	13,886	12,881
25 - 29	23,679	12,381	11,298
30 - 34	21,848	11,794	10,054
35 - 39	18,499	10,043	8,456
40 - 44	16,860	9,000	7,860
45 - 49	15,533	8,284	7,249
50 - 54	12,662	6,574	6,088
55 - 59	10,323	5,590	4,733
60 - 64	8,706	4,400	4,306
65 - 69	5,876	2,934	2,942
70 - 74	3,542	1,706	1,836
75 - 79	1,955	899	1,056
80 years and over	2,433	1,004	1,429
<b>Vital Statistics</b>	<b>2023<sup>P</sup></b>	<b>2022</b>	<b>2021</b>
<b>Registered births**</b>	<b>2,291</b>	<b>1,973</b>	<b>1,818</b>
Male	1,167	973	914
Female	1,124	1,000	904
<b>Registered deaths</b>	<b>1,657</b>	<b>1,460</b>	<b>1,636</b>
Male	939	848	941
Female	718	612	695
<b>Registered marriages</b>	<b>1039</b>	<b>1059</b>	<b>857</b>

\*\* Usual Residence of the Mother  
 Preliminary as of 31 July 2023

## ACRONYM

PSA - Philippine Statistics Authority  
 CPH - Census of Population and Housing

PopCen- Census of Population  
 LFS - Labor Force Survey

## DEFINITION OF TERMS

**Gross Domestic Product (GDP)** - is a comprehensive measure of economic activity. It measures the value of all final goods and services produced within the economy in a given period of time

**Consumer Price Index (CPI)** - is a measure of change in the average retail prices of a fixed basket of commodities or goods and services commonly purchased by the households relative to a base year or base period

**Inflation Rate** - the annual rate of change or the year-on-year change of the CPI expressed in percent

**Purchasing Power of Peso** – a measure of the value of the peso in each period relative to a chosen reference period

**Labor Force Participation Rate** - proportion of total labor force to the total household population 15 years and over.

**Employment Rate** - proportion of employed persons to the total labor force.

**Unemployment Rate** - proportion of unemployed persons to the total labor force.

**Underemployment Rate** - proportion of underemployed persons to total employed persons.

**Poverty Incidence**- the proportion of families/individuals with per capita income/expenditure less than the per capita poverty threshold to the total number of families/individuals

**Subsistence incidence**- the proportion of families/individuals with per capita income less than the per capita food threshold to the total number of

APPROVED FOR RELEASE:

**JESSIE A. MADULIN**  
 Chief Statistical Specialist  
 Provincial Statistical Office - Davao Occidental

KRGA

