

# DAVAO DEL NORTE INFLATION RATE: 2023 (2018=100)

**3.7**  
PERCENT

● **Inflation rate** is the annual rate of change or the year-on-year change in the Consumer Price Index (CPI) expressed in percent.

The average inflation rate of Davao del Norte is valued at **3.7 percent** in 2023.

**118.2**

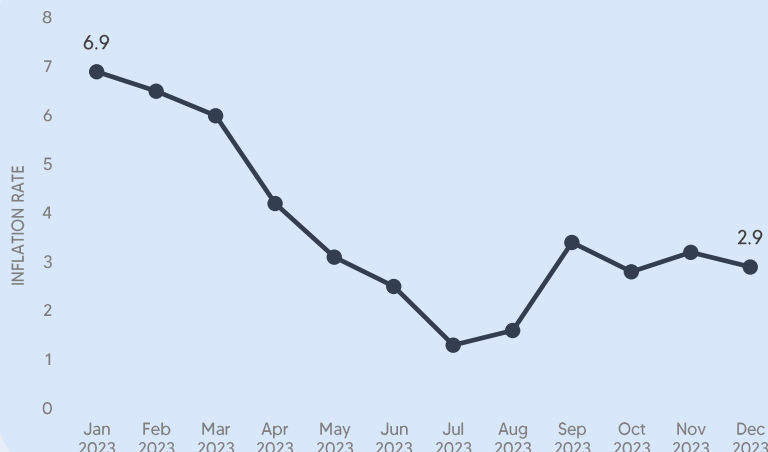
● **CPI** is an indicator of the change in the average retail prices of a fixed basket of goods and services commonly purchased by households relative to a base year. The CPI for All Income Households was rebased from base year 2012 to base year 2018.

In 2023, the average CPI for All Income Households in Davao del Norte is **118.2**.

**85**  
CENTAVOS

● **Purchasing Power of Peso (PPP)** is a measure of the real value of peso in a given period relative to a chosen reference period. One peso in 2018 is worth 85 centavos in 2023.

Monthly Inflation Rate in Davao del Norte:  
January - December 2023 (2018=100)



## AVERAGE INFLATION RATE AND CPI BY COMMODITY GROUP



Food and Non-Alcoholic Beverages

**7.3%**  
118.1



Alcoholic Beverages & Tobacco

**7.2%**  
165.2



Clothing & Footwear

**3.1%**  
110.5



Housing, Water, Electricity, Gas & Other Fuels

**-3.5%**  
114.7



Furnishings, Household Equipment & Routine Household Maintenance

**3.6%**  
114.9



Health

**6.7%**  
129.7



Transport

**1.6%**  
130.1



Information & Communication

**1.0%**  
102.1



Recreation, Sports & Culture

**5.2%**  
113.7



Education Services

**4.1%**  
110.2



Restaurant & Accommodation Services

**0.9%**  
105.1



Financial Services

**0%**  
145.5



Personal Care, & Miscellaneous Goods & Services up

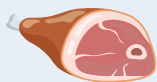
**3.8%**  
115.8

## AVERAGE INFLATION RATE AND CPI BY FOOD GROUP



Cereals and Cereal Products

**10.4%**  
97.1



Meat and Other Parts of Slaughtered Land Animals

**3.1%**  
138.6



Fish and Other Seafood

**7.1%**  
129.3



Milk, Other Dairy Products and Eggs

**2.8%**  
116.4



Oils and Fats

**9.0%**  
131.0




Fruits and Nuts

**13.9%**  
131.2



Vegetables, Tubers, Plantains, Cooking Bananas and Pulses

**10.0%**  
148.9



Sugar, Confectionary and Desserts

**10.9%**  
142.6



Ready-made Food and Other Food Products n.e.c.

**5.6%**  
123.8