



# DAVAO REGION PRICE STATISTICS OCTOBER 2022



DATE PUBLISHED: 07 NOVEMBER 2022

**BASE YEAR (2018=100)**

REFERENCE NO.: INF-22RSSO11-045

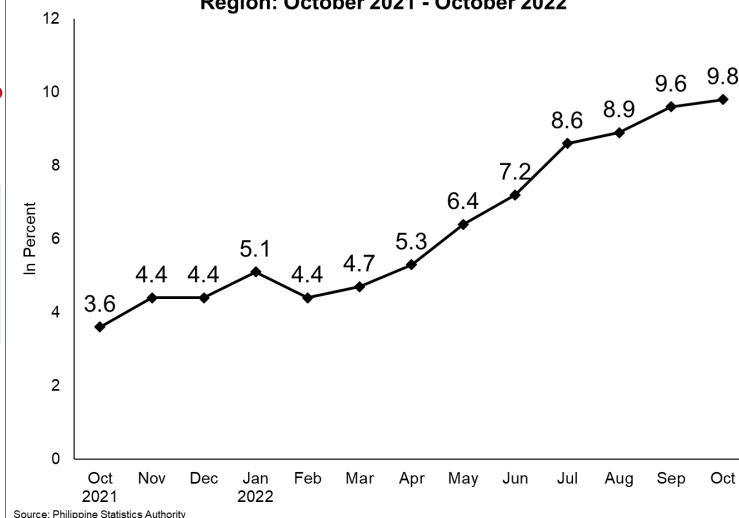
## HEADLINE INFLATION

**9.8%**

The headline inflation in the region uptrends further to 9.8 percent in October 2022 from 9.6 percent in September 2022.

**118.8 CPI**  
**0.84 PPP**

Figure 1. Monthly Regional Inflation Rate (2018=100), Davao Region: October 2021 - October 2022



**DID YOU KNOW?**

### INFLATION RATE

is the annual rate of change or the year-on-year change in the **CONSUMER PRICE INDEX (CPI)** expressed in percent.

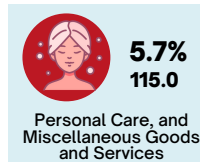


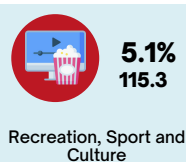


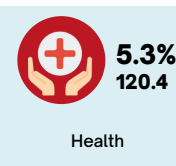
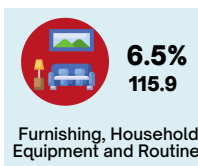
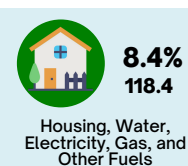
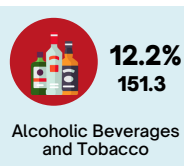
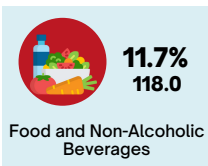
### CPI

is an indicator of the change in the average retail prices of a fixed basket of goods and services commonly purchased by households relative to a base year. The CPI for All Income Households was rebased from Base Year 2012 to Base Year 2018.

### PURCHASING POWER OF PESO (PPP)

is a measure of the real value of peso in a given period relative to a chosen reference period. It is computed by getting the reciprocal of the CPI and multiplying the result by 100.

## INFLATION RATE (%) AND CPI BY COMMODITY GROUP, DAVAO REGION



INCREASE





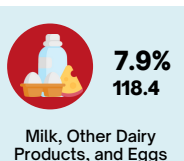




DECREASE



NO CHANGE

AS COMPARED TO SEPTEMBER 2022 INFLATION

## INFLATION RATE (%) AND CPI BY SELECTED FOOD GROUP, DAVAO REGION



SOURCE: SURVEY OF RETAIL PRICES OF COMMODITIES FOR CONSUMER PRICE INDEX, PHILIPPINE STATISTICS AUTHORITY  
ICONS: FLATICON.COM

APPROVED FOR RELEASE:

**RANDOLPH ANTHONY B. GALES**  
(Chief Statistical Specialist)  
Officer-In-Charge  
Regional Statistical Services Office 11



REPUBLIC OF THE PHILIPPINES  
**PHILIPPINE STATISTICS AUTHORITY**  
REGIONAL STATISTICAL SERVICES OFFICE - DAVAO REGION  
Anjo Building, Cabaguio Avenue, Davao City



/psadavaoregion



/PSA11govph



psaregion11@yahoo.com.ph  
psaxi\_socd@yahoo.com



(082) 224-1140



http://rsso11.psa.gov.ph



Management System  
ISO 9001:2015  
www.tuv.com  
ID 9108640991





# DAVAO REGION PRICE STATISTICS OCTOBER 2022



DATE PUBLISHED: 07 NOVEMBER 2022

**BASE YEAR (2018=100)**

REFERENCE NO.: INF-22RSSO11-046

## HEADLINE INFLATION

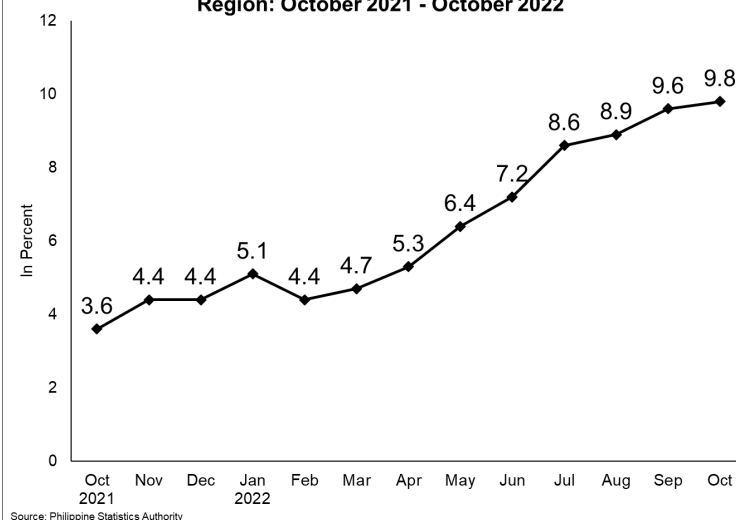
**9.8%**

Ang headline inflation ng rehiyon ay patuloy na tumaas ng 9.8 porsiyento noong Oktubre, mula 9.6 porsiyento noong Setyembre 2022.

**118.8 CPI**

**0.84 PPP**

Figure 1. Monthly Regional Inflation Rate (2018=100), Davao Region: October 2021 - October 2022



Source: Philippine Statistics Authority

**ALAM MO BA?**

### INFLATION RATE

ay ang taunang rate ng pagbabago o ang taunang pagbabago sa **CONSUMER PRICE INDEX (CPI)**.

### CPI

ay tanda ng pagbabago ng kabuuang presyo ng isang basket ng mga produkto at serbisyo na karaniwang binibili ng isang sambahayan (household) sa isang taon kumpara sa presyo nito sa itinakdang taon (base year). Ang Base Year para sa lahat ng Income Households ay binabago mula 2012 hanggang Base Year 2018.

### PURCHASING POWER OF PESO (PPP)

ay ang "tunay" na halaga ng iyong piso sa taong ninanais kumpara sa nakatakdang taon (reference period). Ikinakalkula ito sa pamamagitan ng pagkuha ng palitan ng CPI at pagmultipliha ng resulta sa 100.

## INFLATION RATE (%) AND CPI BY COMMODITY GROUP, DAVAO REGION



**11.7%**  
**118.0**

Food and Non-Alcoholic Beverages



**12.2%**  
**151.3**

Alcoholic Beverages and Tobacco



**4.7%**  
**113.2**

Clothing and Footwear



**8.4%**  
**118.4**

Housing, Water, Electricity, Gas, and Other Fuels



**6.5%**  
**115.9**

Furnishing, Household Equipment and Routine



**5.3%**  
**120.4**

Health



**15.3%**  
**130.4**

Transport



**1.1%**  
**104.3**

Information Communication



**5.1%**  
**115.3**

Recreation, Sport and Culture



**6.8%**  
**112.2**

Education Services



**6.4%**  
**113.2**

Restaurants and Accommodation Services



**0.0%**  
**147.3**

Financial Services



**5.7%**  
**115.0**

Personal Care, and Miscellaneous Goods and Services



TUMAAS



BUMABA



WALANG PAGBABAGO

\*KUMPARA SA INFLATION NOONG SETYEMBRE 2022

## INFLATION RATE (%) AND CPI BY SELECTED FOOD GROUP, DAVAO REGION



**8.0%**  
**99.8**

Cereals and Cereal Products



**7.8%**  
**95.3**

Cereals



**2.8%**  
**89.6**

Rice



**38.1%**  
**134.0**

Corn



**8.8%**  
**119.2**

Flour, Bread and Other Bakery Products, Pasta Products, and Other Cereals



**12.5%**  
**136.2**

Meat and Other Parts of Slaughtered Land Animals



**14.0%**  
**129.8**

Fish and Other Seafood



**7.9%**  
**118.4**

Milk, Other Dairy Products, and Eggs



**28.7%**  
**141.7**

Oils and Fats



**8.4%**  
**108.9**

Fruits and Nuts



**16.7%**  
**127.9**

Vegetables, Tubers, Cooking Bananas and Pulses



**46.8%**  
**151.3**

Sugar, Confectionery and Desserts



**8.4%**  
**120.1**

Ready-Made Food and Other Food Products N.E.C.

SOURCE: SURVEY OF RETAIL PRICES OF COMMODITIES FOR CONSUMER PRICE INDEX, PHILIPPINE STATISTICS AUTHORITY  
ICONS: FLATICON.COM

APPROVED FOR RELEASE:

**RANDOLPH ANTHONY B. GALES**  
(Chief Statistical Specialist)  
Officer-In-Charge  
Regional Statistical Services Office 11



REPUBLIC OF THE PHILIPPINES  
**PHILIPPINE STATISTICS AUTHORITY**  
REGIONAL STATISTICAL SERVICES OFFICE - DAVAO REGION  
Anjo Building, Cabaguio Avenue, Davao City



/psadavaoregion



/PSA11govph



psaregion11@yahoo.com.ph  
psaxi\_socd@yahoo.com



(082) 224-1140



http://rsso11.psa.gov.ph



Management System  
ISO 9001:2015  
www.tuv.com  
ID: 9108640991

