



# DAVAO REGION PRICE STATISTICS MAY 2022



DATE PUBLISHED: 08 JUNE 2022

**BASE YEAR (2018=100)**

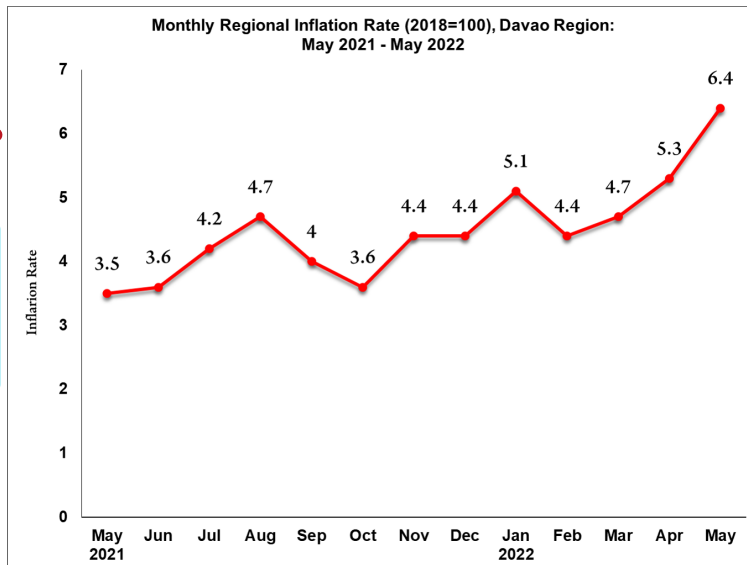
REFERENCE NO.: INF-22RSSO11-022

## HEADLINE INFLATION

**6.4%**

The headline inflation in the region uptrends to 6.4 percent in May 2022 from 5.3 percent in April 2022.

**114.7 CPI**  
**0.87 PPP**



**DID YOU KNOW?**

### INFLATION RATE

is the annual rate of change or the year-on-year change in the **CONSUMER PRICE INDEX (CPI)** expressed in percent.

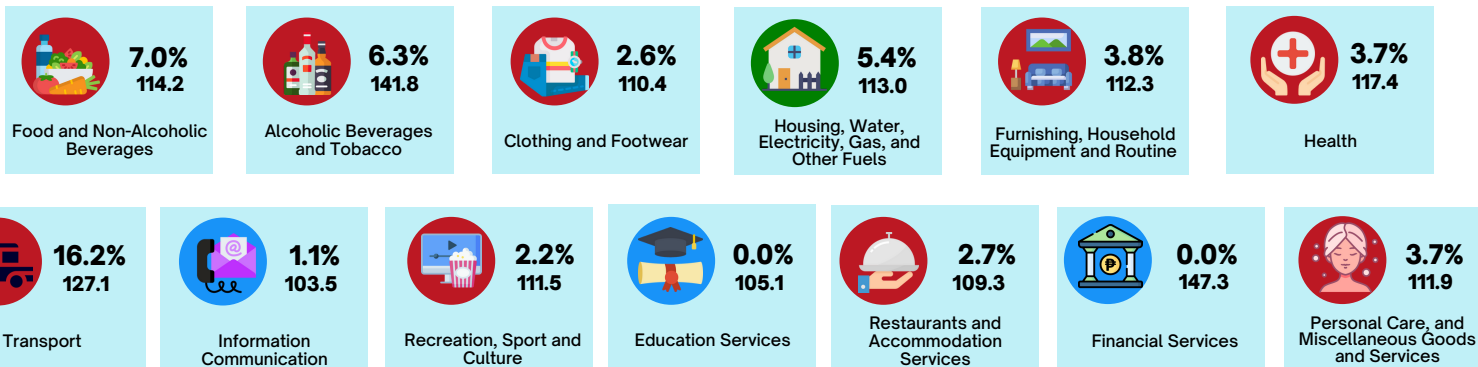
### CPI

is an indicator of the change in the average retail prices of a fixed basket of goods and services commonly purchased by households relative to a base year. The CPI for All Income Households was rebased from Base Year 2012 to Base Year 2018.

### PURCHASING POWER OF PESO (PPP)

is a measure of the real value of peso in a given period relative to a chosen reference period. It is computed by getting the reciprocal of the CPI and multiplying the result by 100.

## INFLATION RATE (%) AND CPI BY COMMODITY GROUP, DAVAO REGION



INCREASE



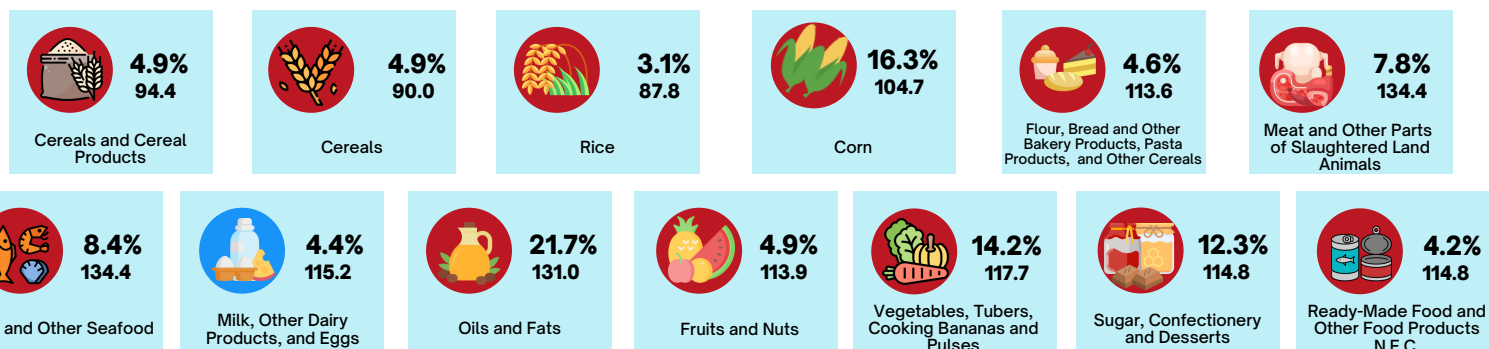
DECREASE



NO CHANGE

\*AS COMPARED TO APRIL 2022 INFLATION

## INFLATION RATE (%) AND CPI BY SELECTED FOOD GROUP, DAVAO REGION



SOURCE: SURVEY OF RETAIL PRICES OF COMMODITIES FOR CONSUMER PRICE INDEX, PHILIPPINE STATISTICS AUTHORITY  
ICONS: FLATICON.COM

APPROVED FOR RELEASE:

**RUBEN D. ABARO, JR., CESE**  
Regional Director



REPUBLIC OF THE PHILIPPINES  
**PHILIPPINE STATISTICS AUTHORITY**  
REGIONAL STATISTICAL SERVICES OFFICE - DAVAO REGION  
Anjo Building, Cabaguio Avenue, Davao City



/psadavaoregion



/PSA11govph



psaregion11@yahoo.com.ph  
psaxi\_socd@yahoo.com



(082) 224-1140



http://rsso11.psa.gov.ph



Management System  
ISO 9001:2015  
www.tuv.com  
ID 9108640991

