



DAVAO REGION PRICE STATISTICS JUNE 2022



DATE PUBLISHED: 06 JULY 2022

BASE YEAR (2018=100)

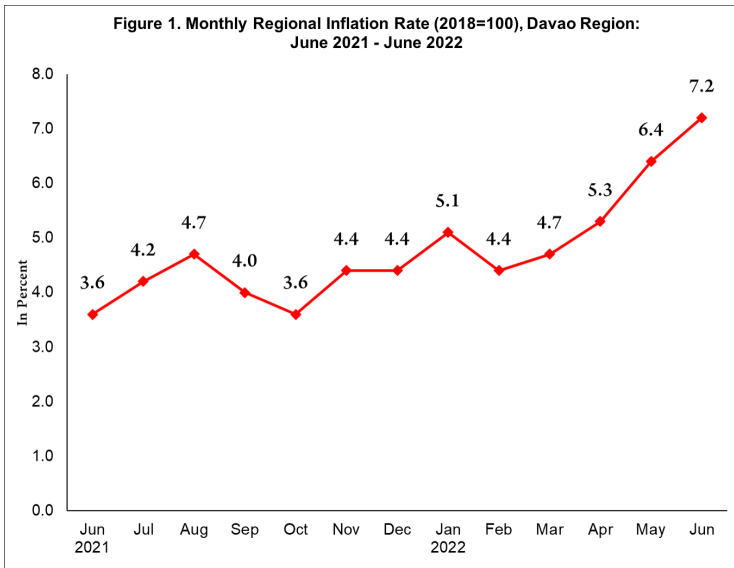
REFERENCE NO.: INF-22RSSO11-028

HEADLINE INFLATION

7.2%

The headline inflation in the region uptrends to 7.2 percent in June 2022 from 6.4 percent in May 2022.

115.7 CPI
0.86 PPP



DID YOU KNOW?

INFLATION RATE

is the annual rate of change or the year-on-year change in the **CONSUMER PRICE INDEX (CPI)** expressed in percent.

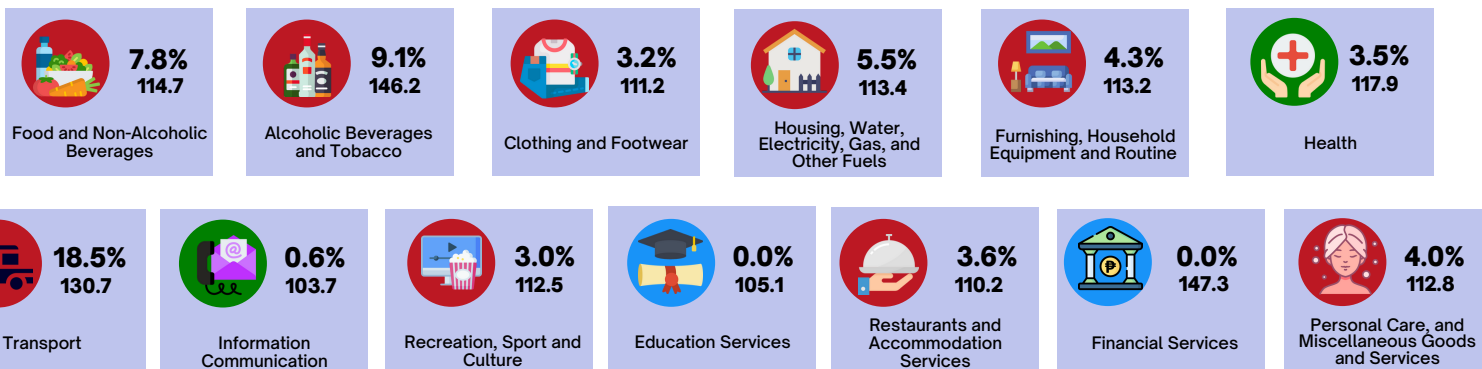
CPI

is an indicator of the change in the average retail prices of a fixed basket of goods and services commonly purchased by households relative to a base year. The CPI for All Income Households was rebased from Base Year 2012 to Base Year 2018.

PURCHASING POWER OF PESO (PPP)

is a measure of the real value of peso in a given period relative to a chosen reference period. It is computed by getting the reciprocal of the CPI and multiplying the result by 100.

INFLATION RATE (%) AND CPI BY COMMODITY GROUP, DAVAO REGION



INCREASE



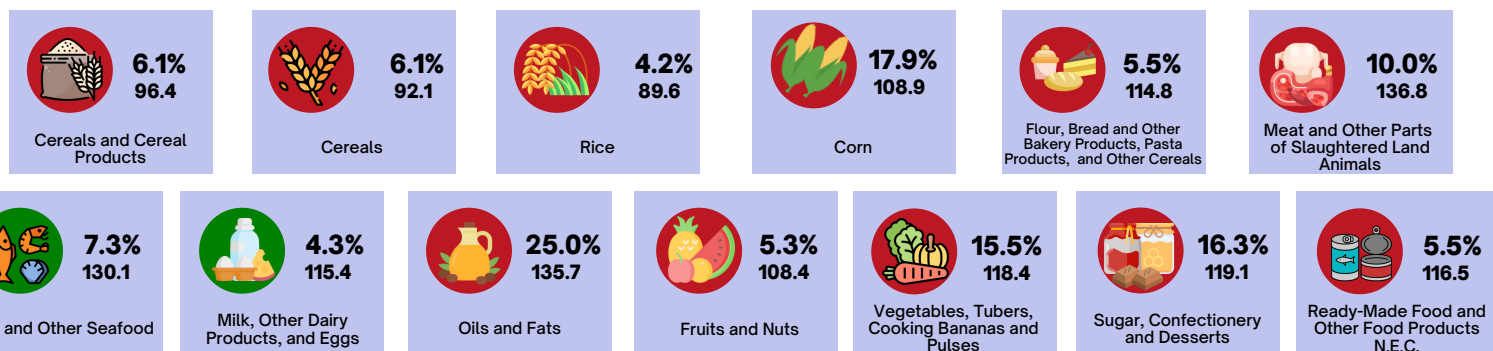
DECREASE



NO CHANGE

*AS COMPARED TO MAY 2022 INFLATION

INFLATION RATE (%) AND CPI BY SELECTED FOOD GROUP, DAVAO REGION



SOURCE: SURVEY OF RETAIL PRICES OF COMMODITIES FOR CONSUMER PRICE INDEX, PHILIPPINE STATISTICS AUTHORITY
ICONS: FLATICON.COM

APPROVED FOR RELEASE:

RUBEN D. ABARO, JR., CESE
Regional Director



REPUBLIC OF THE PHILIPPINES
PHILIPPINE STATISTICS AUTHORITY
REGIONAL STATISTICAL SERVICES OFFICE - DAVAO REGION
Ange Building, Cabaguio Avenue, Davao City



/psadavaoregion



/PSA11govph



psaregion11@yahoo.com.ph
psaxi.socd@yahoo.com



(082) 224-1140



http://rsso11.psa.gov.ph



Management System
ISO 9001:2015
www.tuv.com
ID: 9108640991

