

2020 CROPS PRODUCTION SURVEY

Davao Region

REFERENCE NO. INF-21RSSO11-15

Fruit Crops Production

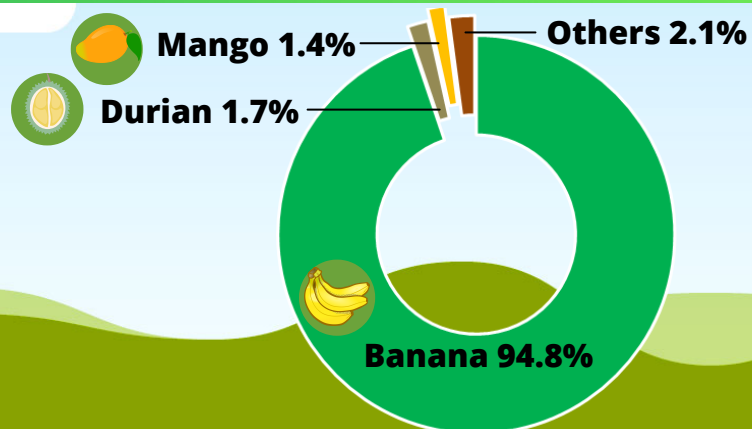
In Metric Tons (MT)



-2.1%*

3,534,970.68 MT

***Compared to 2019**
3,609,786.69 MT



Vegetables and Root Crops Production

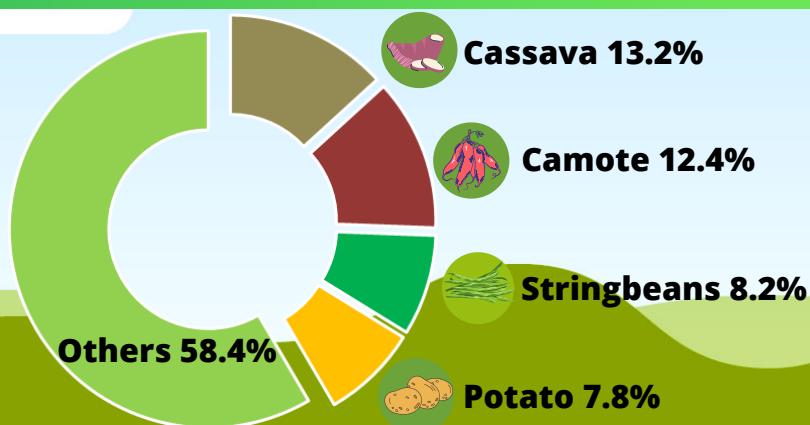
In Metric Tons (MT)



2.1%*

151,304.38 MT

***Compared to 2019**
148,162.91 MT



Non-Food and Industrial Crops Production

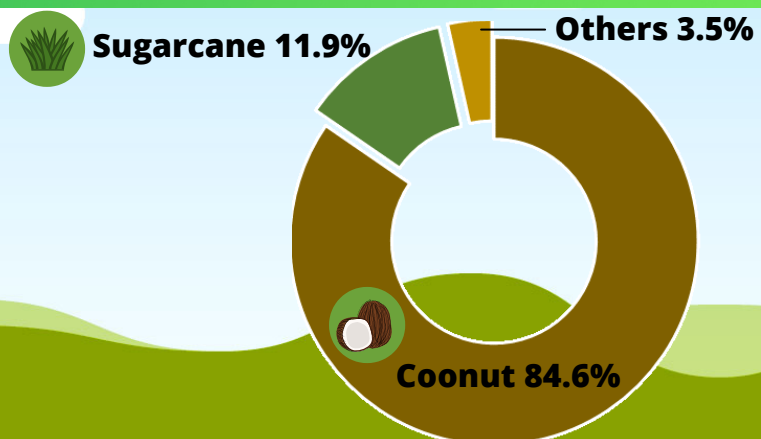
In Metric Tons (MT)



2.4%*

2,319,616.02 MT

***Compared to 2019**
2,265,543.15 MT



Source: Crops Production Survey, www.openstat.psa.gov.ph

